



Cedarspan Acreage Buildings

OUR HISTORY

We've been transforming lives since 1976

As a third-generation Australian family business, solving architectural and engineering problems isn't just what we do.

It's who we are.

From humble beginnings in 1976, we've become pioneers of PreCrafted buildings, tirelessly evolving our products in the quest for superior modularity, elegance and strength. It's not so much a trade as a calling, and it runs in our blood.

Today we remain a caring family business in every sense. Whether bound by the family name or the kinship of the entire team, we live for the eureka moments that lead to improved products or more efficient ways of doing things.

To us, that's what it's all about.





Table of Contents

Why Choose GreenSpan	4
Build it Your Way	6
Series 2	12
Series 3	18
Series 4	24
Joining Module	30
Personalisations	36
Next Steps	46

PreCrafted sustainability and buildability



Australian made

Proudly made in Sydney since 1976, using materials designed for Australia's harsh climate. Enjoy the quality of a true blue Australian product while supporting local jobs and businesses.



Plantation grown timber

We believe in a sustainable world. That's why we use responsibly sourced materials and sustainable suppliers. Our buildings are framed with renewable plantation timbers, where for every tree harvested, at least one is planted.



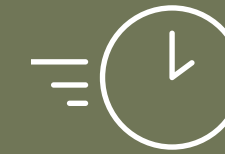
Family since 1976

As a third-generation Australian family business, we are a caring team in every sense. Enjoy peace of mind knowing you're supported by a family that values quality and service.



Transparency

As our customer, you'll experience certainty from beginning to end - thanks to the Greenspan Way. It is our proven pathway for helping you choose wisely.



Fast quoting & build

With almost 50 years of experience and a fully integrated system, we can quote, craft, and deliver your project in impressively fast timeframes - so you don't have to wait.



Good design, great value

You'll enjoy the aesthetic beauty and precise proportions of our products, designed to be attractive, cost-effective, and gentle on the environment.



Planning assistance & exemptions available

Easily navigate planning pathways and regulations with our in-house expertise and connections to external specialists. Exempt building options are also available.



Nationwide delivery

We service all Australian states and territories, with delivery available to your last point of delivery vehicle access. *Terms and conditions apply



High quality

Experience superior construction honed through decades of expertise and high-quality materials, all confidently backed by a 10-year Structural Warranty.



WHY CHOOSE US

Life-enhancing spaces

We add value to both lifestyle and property. We do this by manufacturing high-quality, modular buildings, for easy installation on site in just a matter of hours.

We call it PreCrafting.

Whether you're dreaming of a pavilion-style barn home, cosy country cabin, farm building, or simply a shed, a Cedarspan acreage building offers the ultimate in design flexibility.

PreCrafting reduces time, cost, disruption and resources. Site and access issues can usually be easily overcome, and with less time spent on site, PreCrafting is less affected by weather delays. Using a system of piers and subflooring, installation is possible virtually anywhere, without the need for costly and disruptive earthworks.

Handcrafted with precision in our Sydney workshop, our high-quality products are durable, sturdy and even portable.

Plus, PreCrafting is incredibly versatile. Flexibility of design allows every build to be personalised to each customer's unique needs and preferences.

While you select a nominal design, this is just a starting point. Customise the size by adding or removing panels and selecting your preferred wall height. Incorporate a porch or verandah, add or remove a deck. Position doors and windows where they suit you best and change the style and quantity to fit your vision. Then, achieve the perfect finish with a range of colourways, roofing and cladding options.

Your Design Solutioneer will help you bring every element together to create a building that perfectly aligns with your needs, style and budget.

One Cedarspan. Multiple Ways.

The Cedarspan's ingeniously flexible modular system
offers almost unlimited possibilities.

You're just 4 steps away from your perfect building.

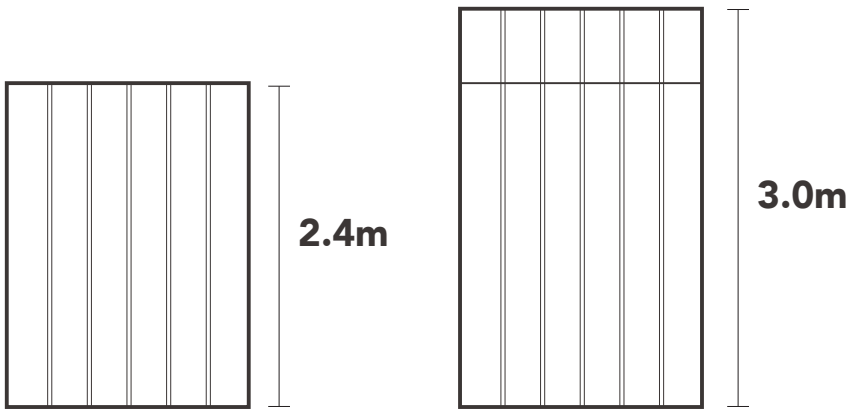




Step 1

CHOOSE THE WALL HEIGHT

Select from standard 2.4m wall height or upgrade to 3m (size excludes roof)

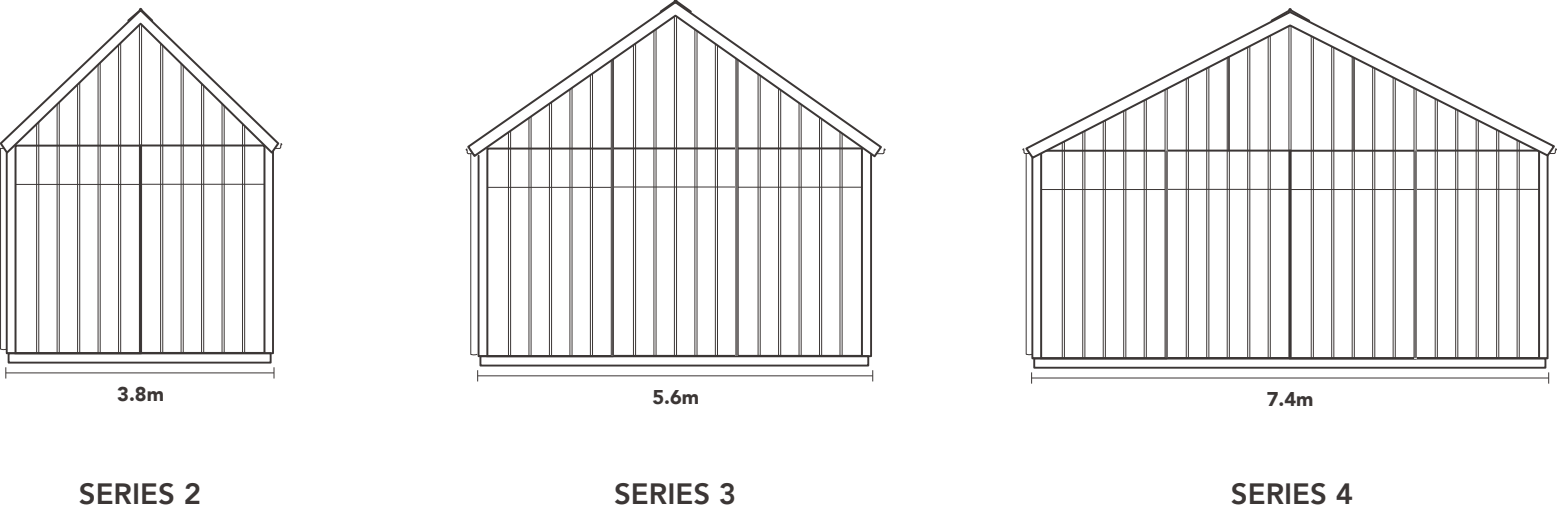


Step 2

CHOOSE THE WIDTH

Each panel measures 1.8m. Select from 2, 3 or 4* panels to determine the width of the building and, in turn, the roof pitch.

*Series 4 is subject to site access



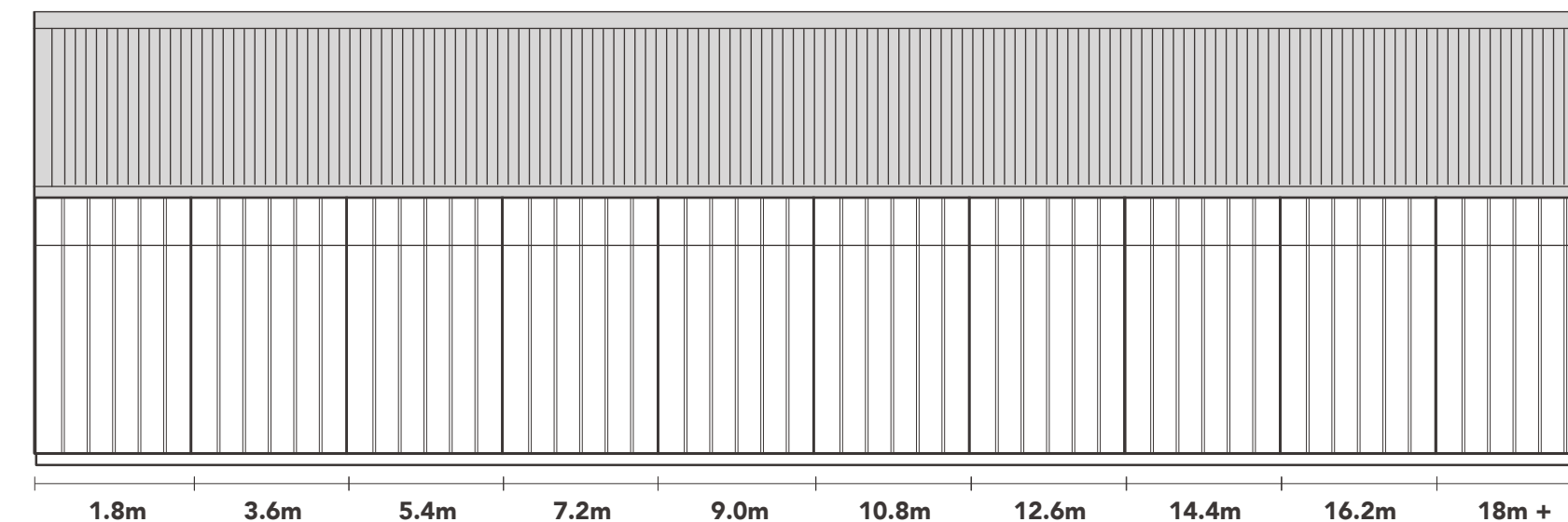


Step 3

CHOOSE THE LENGTH

Add in 1.8m panel increments to achieve your desired length and, in turn, the overall floor area.

Length shown is indicative and can be greater than 18m

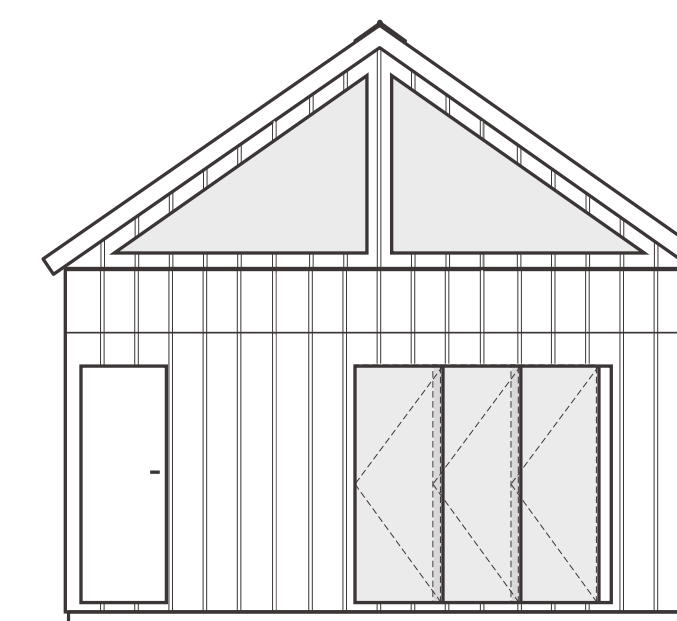
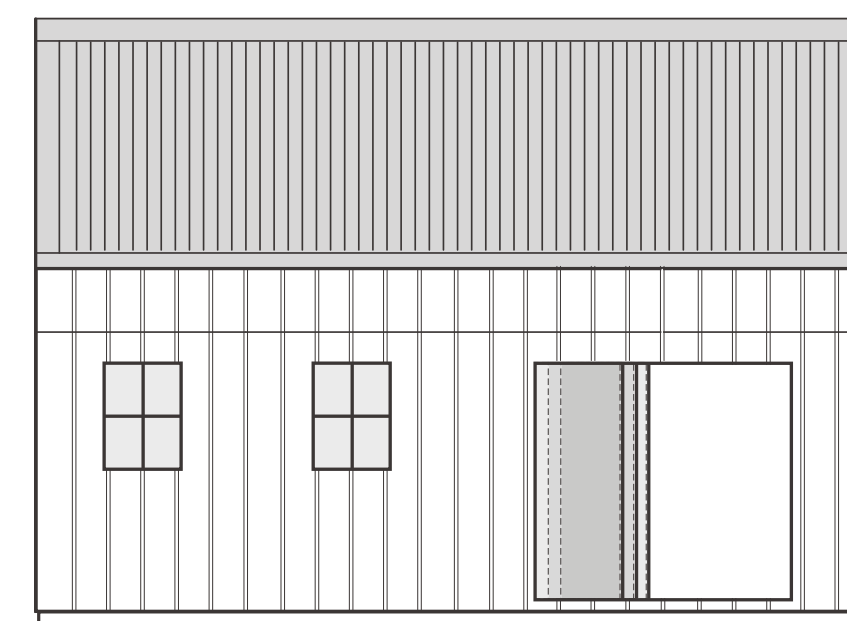


Step 4

CHOOSE YOUR WINDOWS & DOORS

Select your preferred styles and sizes, then position them within your chosen 1.8m wall panels to create your unique layout. Add sky windows to the roof and fixed glass gable windows to flood your building with natural light.

*Double glazing, Low E, argon filled and uPvc upgrades are available.



Now for the fun

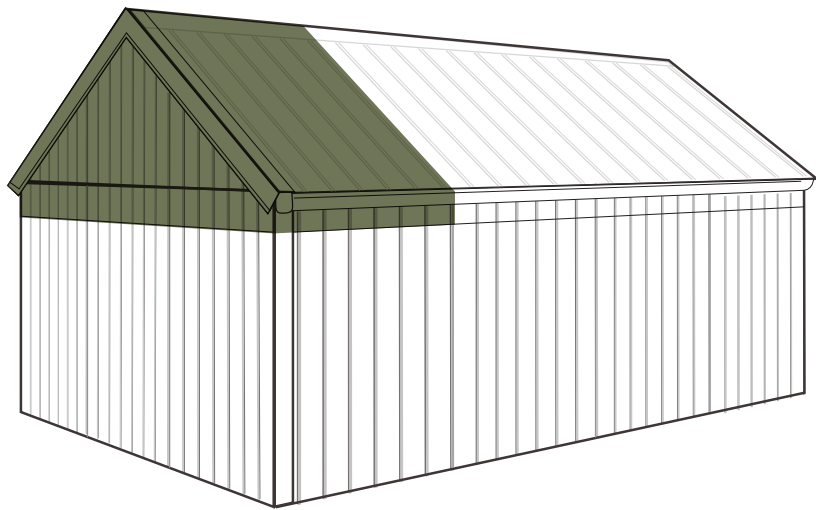
We have developed a range of add-ons to ensure a harmonious connection between architecture, practicality and nature. Include an internal loft for extra space, apply a stylish alpine porch to accentuate the gable end, or add a verandah, carport or deck.

Choose any of these design features and have fun making a space as unique as its setting.



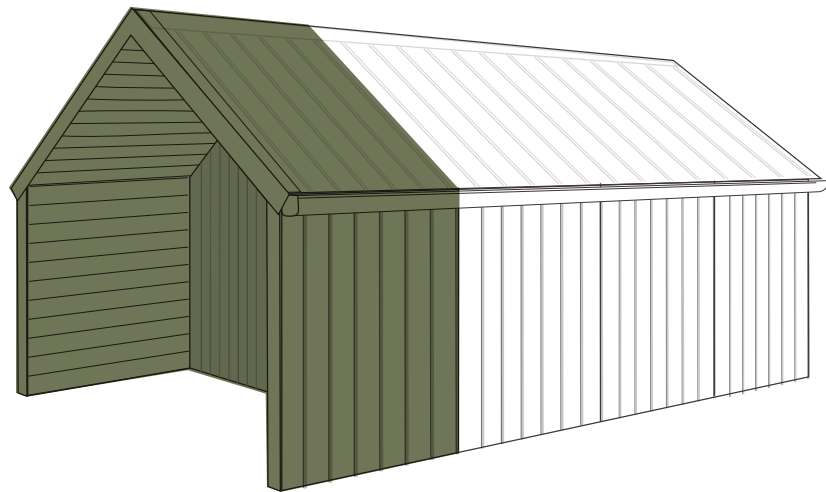
Upgrades + Add-ons

Dimensions are nominal and can vary depending on thickness of chosen cladding.



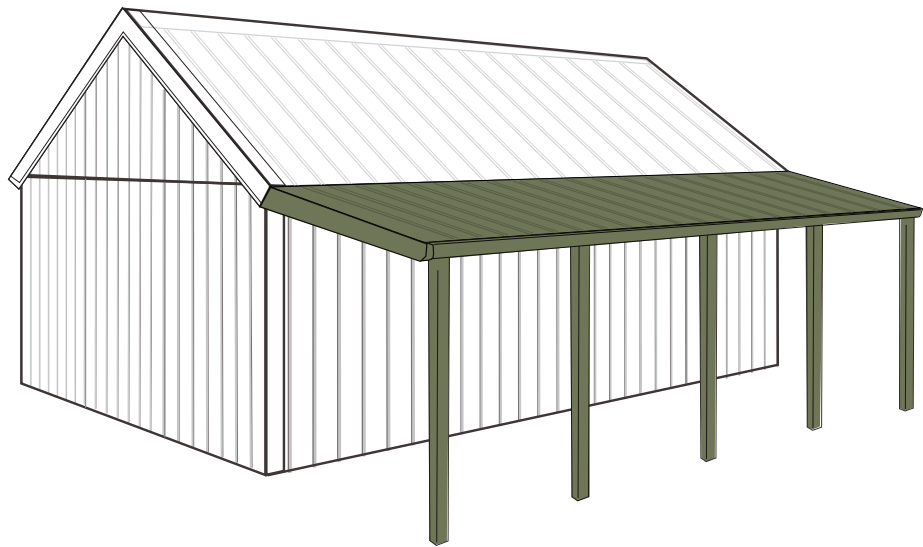
Loft

Add in increments of 1.8m x gable width
Requires ceiling height upgrade



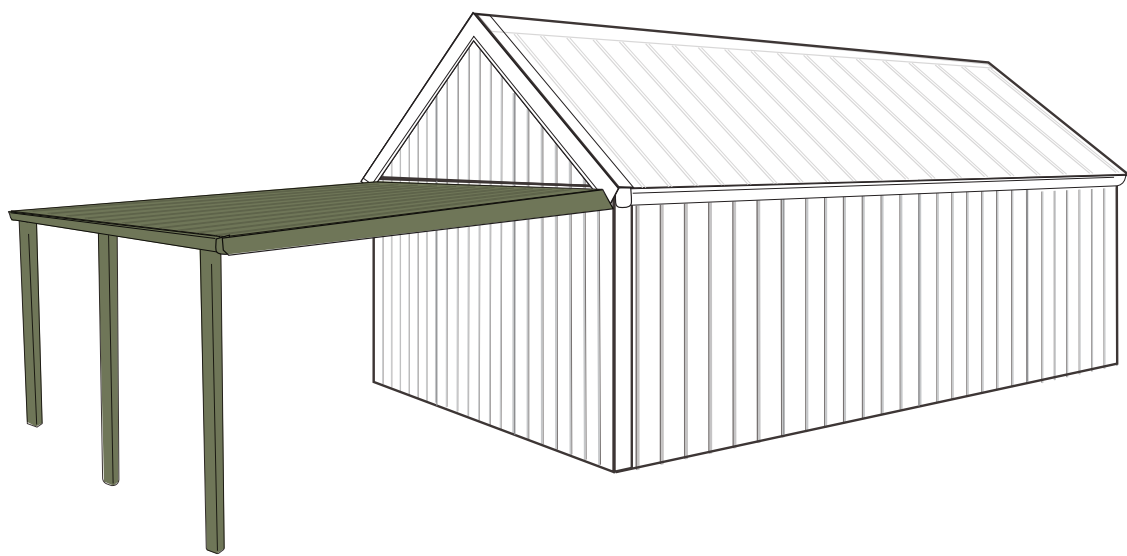
Alpine Porch

1.8m deep x gable width



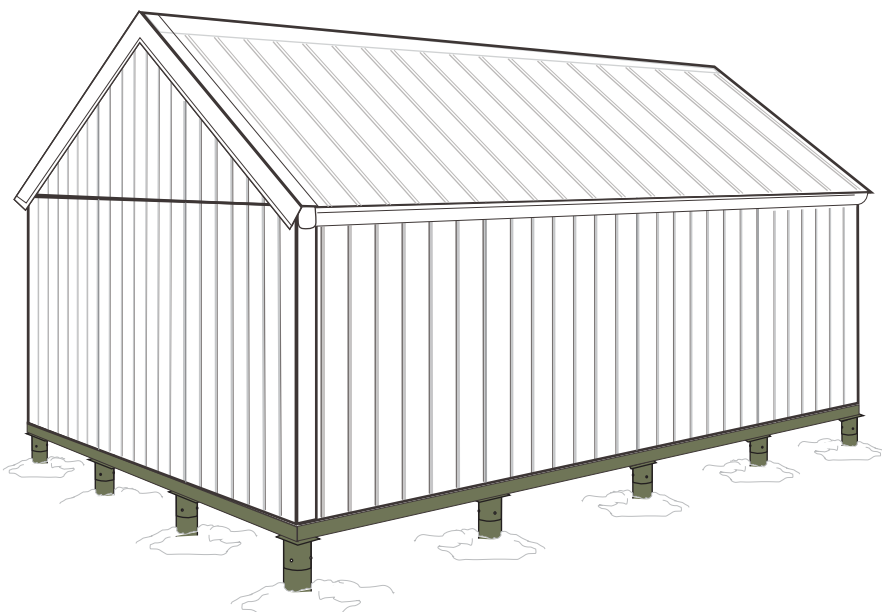
Verandah Roof

1.9m width x building length



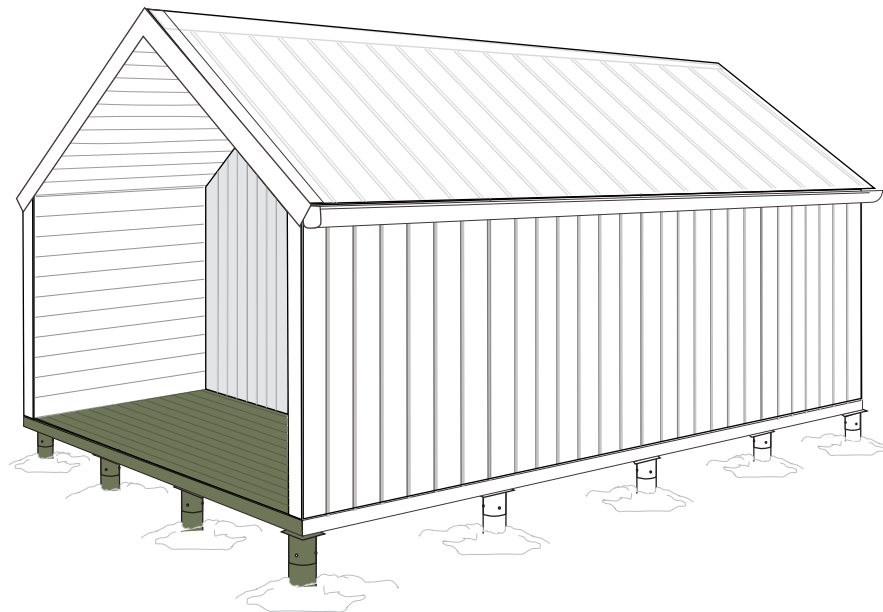
Awning/Carport

2.5m deep x gable width



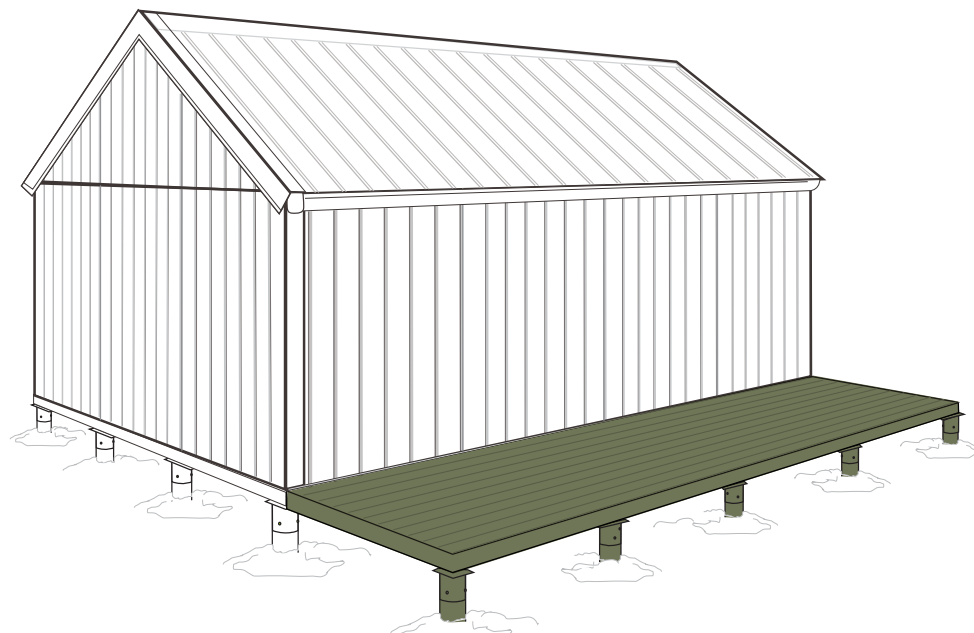
Elevated Pier Floor

With piers



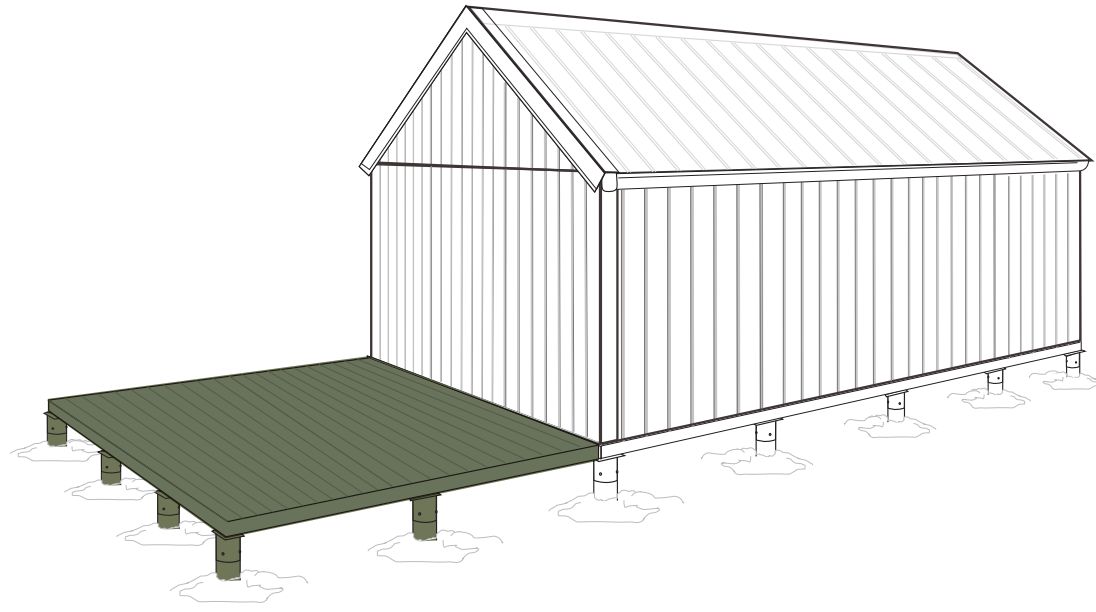
Elevated Alpine Porch Deck

With piers
1.8m deep x gable width



Elevated Verandah Deck

With piers
1.9m width x building length



Elevated Awning Deck

With piers
2.5m deep x gable width



The Cedarspan Range

Series 2 | Series 3 | Series 4



Series 2

Sizes 21m² up to 100m²+

Series 2 features a two panel gable end. The length and overall floor area are determined by adding the desired number of 1.8m panels.

Nationwide delivery available to last point of delivery vehicle access. Contact us for a quote. All prices are inclusive of GST. Price does not include installation, painting or internal fitout/fixtures/linings. All external dimensions are nominal. Paint colour choices for timber doors and cladding may affect warranty coverage.





SIZING + PRICING

Cedarspan Series 2

More sizes are available on request

Model	Approx. internal floor area	Length (metres)	Base price	Ceiling height upgrade
2030	21m ²	5.4	\$25,140	+\$7,200
2040	27m ²	7.2	\$31,460	+\$7,890
2050	34m ²	9.0	\$37,790	+\$8,570
2060	41m ²	10.8	\$44,120	+\$9,250
2070	48m ²	12.6	\$50,440	+\$9,940
2080	55m ²	14.4	\$56,770	+\$10,620

SERIES 2 FEATURES

- 3.8m Width
- 45° High-pitch roof
- Clearspan cathedral ceiling

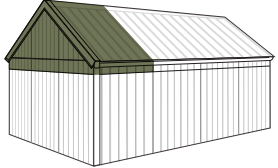

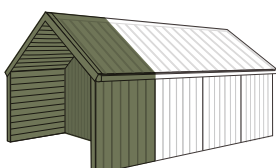
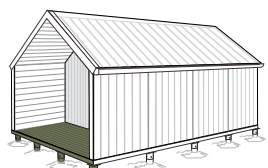
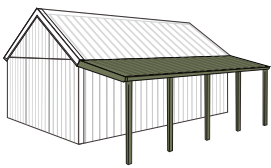
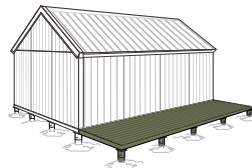
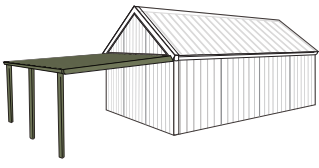
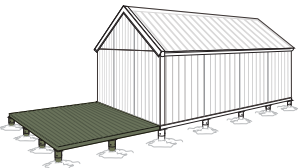
INCLUSIONS

- ⊗ Board and batten cladding
- ⊗ Colorbond® roofing, gutters and downpipes
- ⊗ Roof insulation
- ⊗ 10 year structural warranty

UPGRADES

- ⊕ Add/change windows/doors
- ⊕ Premium cladding
- ⊕ Pine or hardwood decking
- ⊕ Internal loft
- ⊕ Elevated pier floor
- ⊕ Custom colours and sizes
- ⊕ Exterior add-ons

Cedarspan Series 2 Pricing


Standard		Upgrades + Add-Ons								
		Cladding	Loft	Elevated Pier Floor	Alpine Porch	Elevated Alpine Porch Deck	Verandah Roof	Elevated Verandah Deck	Awning/Carport	Elevated Awning Deck
Model	Price	Upgrade								
2030	\$25,140	+\$9,000	+\$2,180	+\$6,210	+\$10,910	+\$3,140	+\$3,190	+\$4,560	+\$4,520	+\$6,250
	\$32,340	+\$10,930			+\$11,170		+\$3,250		+\$4,670	
2040	\$31,460	+\$10,510	+\$2,180	+\$8,280	+\$10,910	+\$3,140	+\$4,250	+\$6,080	+\$4,520	+\$6,250
	\$39,350	+\$12,820			+\$11,170		+\$4,330		+\$4,670	
2050	\$37,790	+\$12,020	+\$2,180	+\$10,350	+\$10,910	+\$3,140	+\$5,310	+\$7,600	\$4,520	+\$6,250
	\$46,360	+\$14,710			+\$11,170		+\$5,410		+\$4,670	
2060	\$44,120	+\$13,530	+\$2,180	+\$12,420	+\$10,910	+\$3,140	+\$6,380	+\$9,110	+\$4,520	+\$6,250
	\$53,370	+\$16,600			+\$11,170		+\$6,490		+\$4,670	
2070	\$50,440	+\$15,040	+\$2,180	+\$14,490	+\$10,910	+\$3,140	+\$7,440	+\$10,630	+\$4,520	+\$6,250
	\$60,380	+\$18,490			+\$11,170		+\$7,570		+\$4,670	
2080	\$56,770	+\$16,560	+\$2,180	+\$16,560	+\$10,910	+\$3,140	+\$8,500	+\$12,150	+\$4,520	+\$6,250
	\$67,390	+\$20,380			+\$11,170		+\$8,650		+\$4,670	



Standard ceiling height



Ceiling height upgrade

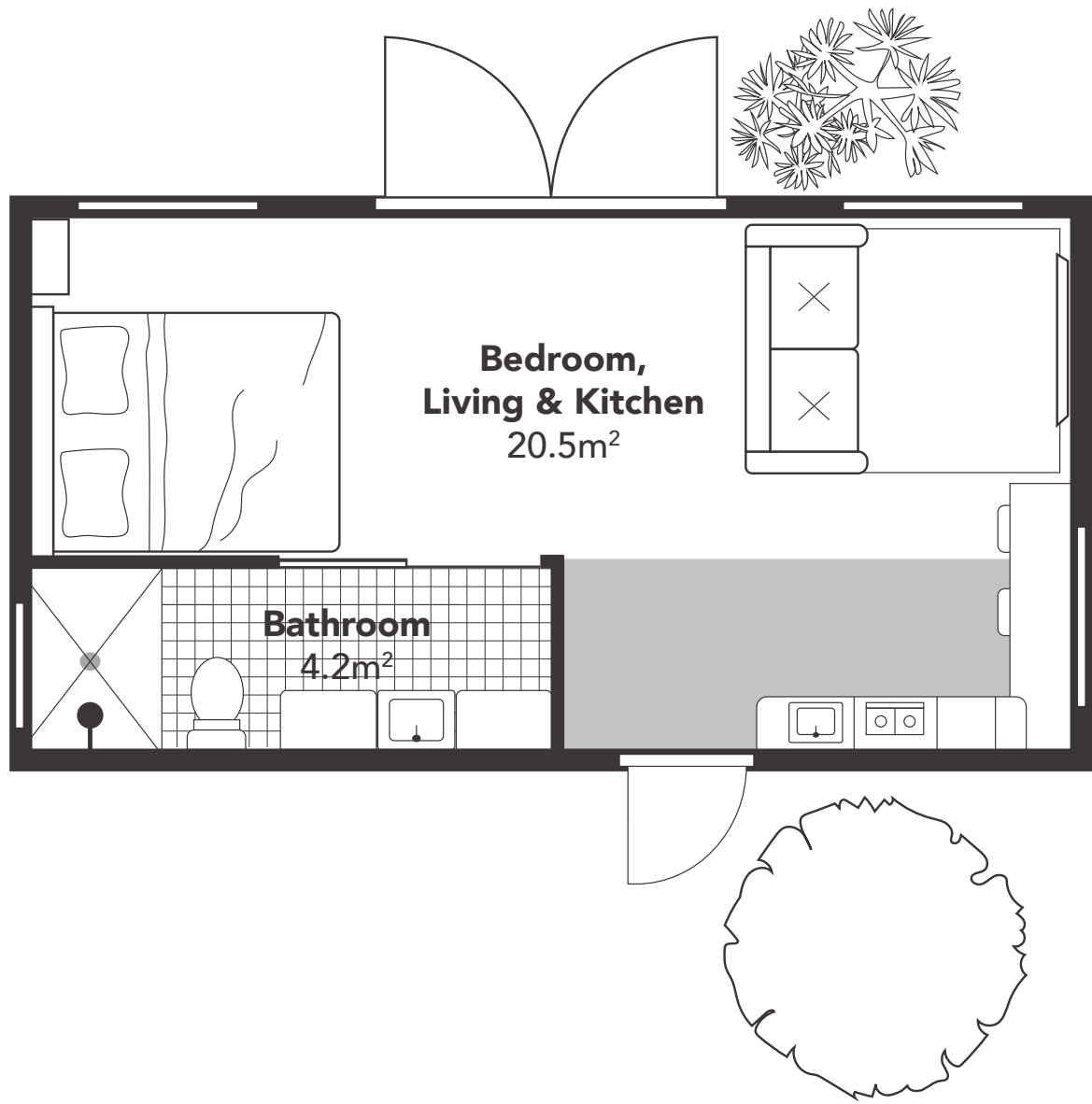


All ceiling heights

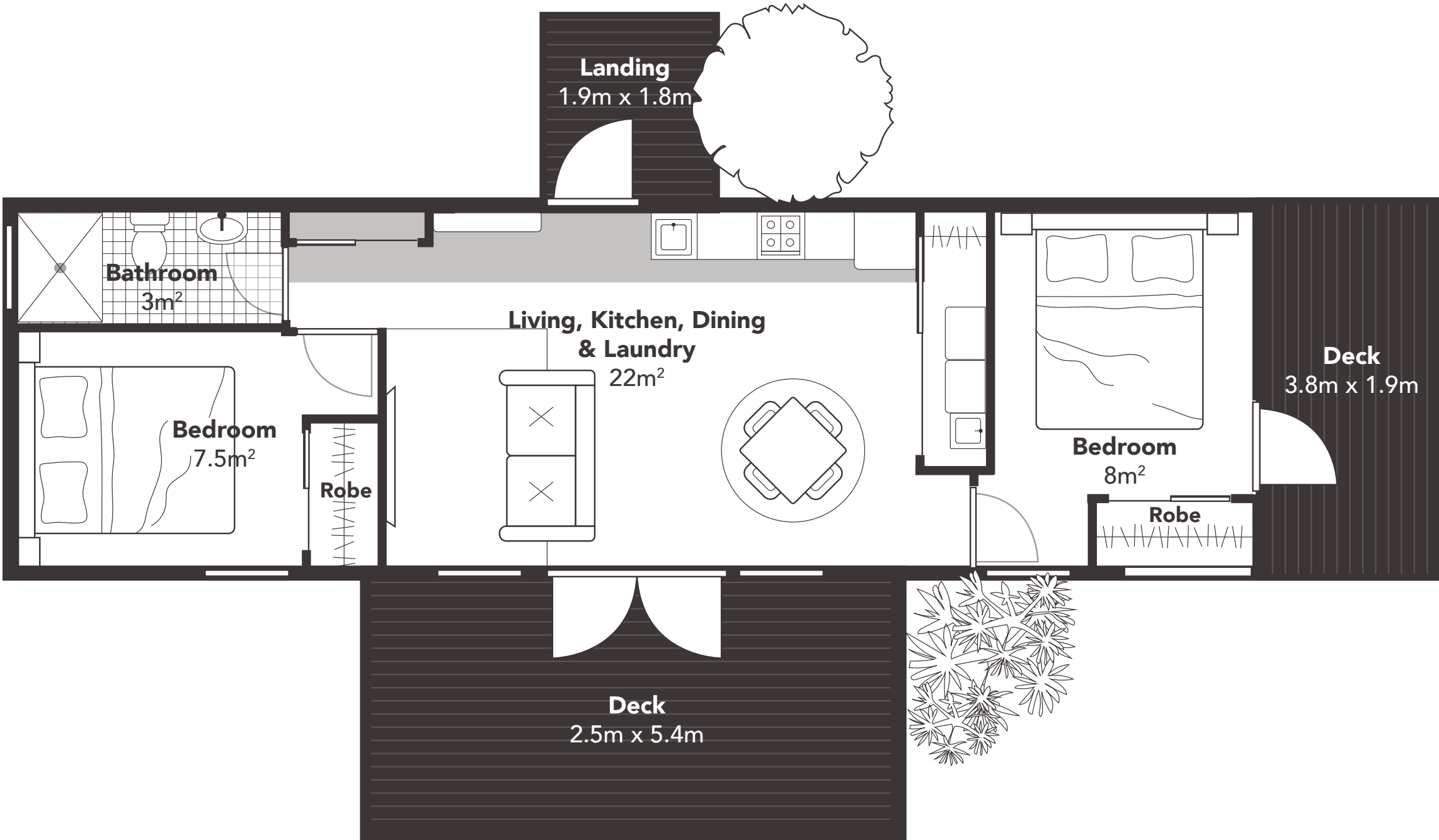


INSPIRATION

Cedarspan Series 2 Suggested Floorplans



One Bedroom 2040
3.8m x 7.2m

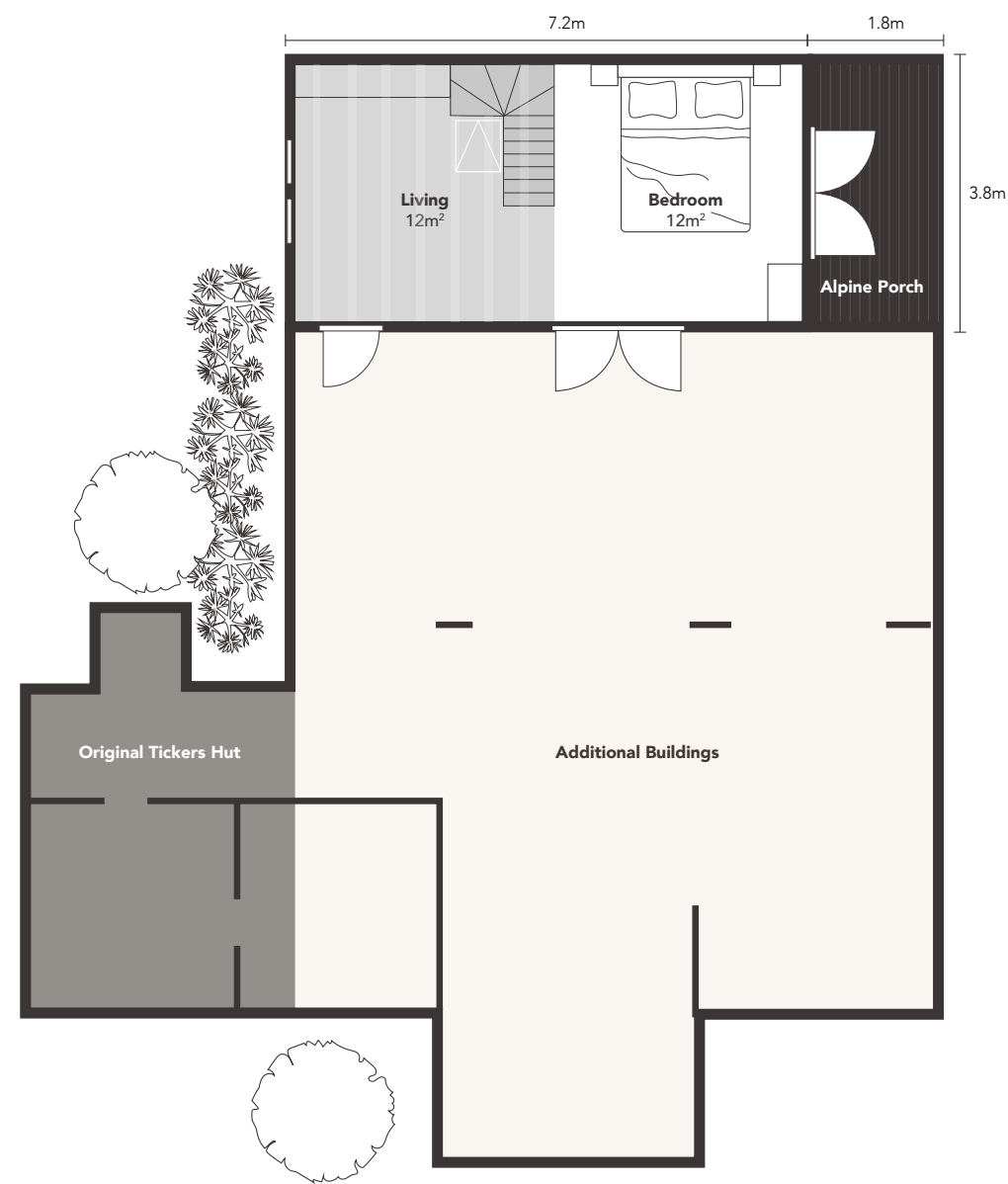


Two Bedroom 2070
3.8m x 12.6m

Illustration not to scale and dimensions are nominal. Internal walls and fitout shown are indicative only and not included in the sale or offered by Greenspan.



Cedarspan Series 2 Project Feature



This Series 2 Cedarspan, initially built as a weekend retreat, later became the cornerstone of a pavilion-style home connected with a historic Tickers Hut.

To one end of the barn, a bedroom makes a feature of the clearspan cathedral ceiling and double doors lead onto an Alpine Porch. To the other end, there is a comfortable living space and the two areas are clearly defined by a central timber staircase leading to a loft area. Whilst the Cedarspan's elevated flooring system is self-supporting, placement on a slab creates a seamless inside-outside flow, and allows for the desired flooring choice of polished concrete.

Later, the original hut was converted into a luxury bathhouse and joined to the barn via a connecting structure, completing this unique pavilion design.

Illustration not to scale. Dimensions are nominal.



What was once a set of exterior barn doors has now become an internal feature, opening into the adjoining structure that links old with new and transforms the two buildings into an expansive modular home.



Design Details 2040

Personalisations + Upgrades

- | | |
|--|---------------------------|
| 1.8m Deep alpine porch | 1 x Loft + 1 x Sky window |
| Board and batten cladding | Pine double barn doors |
| Custom Colorbond® roofing, gutters, downpipes, and flashings | Pine pedestrian barn door |
| 2 x Awning windows 600h x 1200w | Full glass double door |
| 2 x Sliding windows 1200h x 600w | |


Series 3

Sizes 40m² up to 100m²+

Series 3 features a three panel gable end. The length and overall floor area are determined by adding the desired number of 1.8m panels.

Nationwide delivery available to last point of delivery vehicle access. Contact us for a quote. All prices are inclusive of GST. Price does not include installation, painting or internal fitout/fixtures/linings. All external dimensions are nominal. Paint colour choices for timber doors and cladding may affect warranty coverage.





SIZING + PRICING

Cedarspan Series 3

More sizes are available on request

Model	Approx. internal floor area	Length (metres)	Base price	Ceiling height upgrade
3040	40m ²	7.2	\$41,110	+\$10,870
3050	50m ²	9.0	\$47,610	+\$11,420
3060	60m ²	10.8	\$54,110	+\$11,980
3070	71m ²	12.6	\$60,620	+\$12,530
3080	81m ²	14.4	\$67,120	+\$13,080
3090	91m ²	16.2	\$73,620	+\$13,640
30100	101m ²	18.0	\$80,120	+\$14,190

SERIES 3 FEATURES

5.6m Width
35° High-pitch roof
Clearspan cathedral ceiling

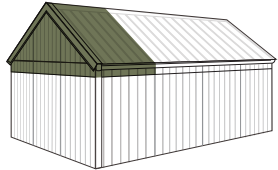
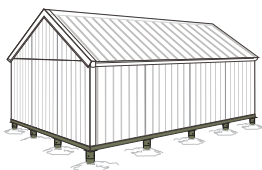
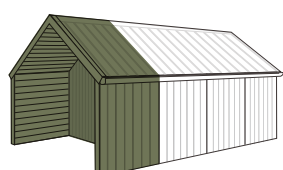
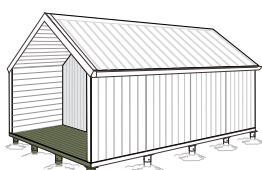
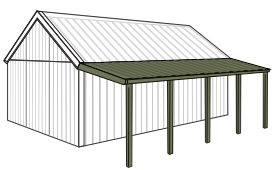
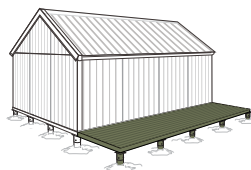
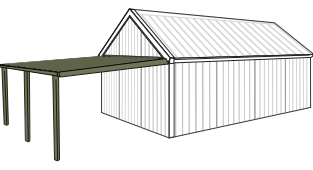
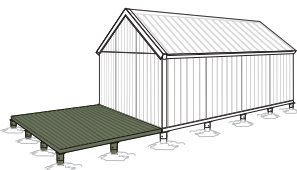
INCLUSIONS

- ⊗ Board and batten cladding
- ⊗ Colorbond® roofing, gutters and downpipes
- ⊗ Roof insulation
- ⊗ 10 year structural warranty

UPGRADES

- ⊕ Add/change windows/doors
- ⊕ Premium cladding
- ⊕ Pine or hardwood decking
- ⊕ Internal loft
- ⊕ Elevated pier floor
- ⊕ Custom colours and sizes
- ⊕ Exterior add-ons

Cedarspan Series 3 Pricing


Standard		Upgrades + Add-Ons								
		Cladding	Loft	Elevated Pier Floor	Alpine Porch	Elevated Alpine Porch Deck	Verandah Roof	Elevated Verandah Deck	Awning/Carport	Elevated Awning Deck
Model	Price	Upgrade								
3040	\$41,110	+\$12,620	+\$3,270	+\$12,200	+\$13,210	+\$4,710	+\$4,250	+\$6,080	+\$6,660	+\$9,210
	\$51,980	+\$15,310			+\$13,470		+\$4,330		+\$6,880	
3050	\$47,610	+\$14,130	+\$3,270	+\$15,250	+\$13,210	+\$4,710	+\$5,310	+\$7,600	+\$6,660	+\$9,210
	\$59,030	+\$17,200			+\$13,470		+\$5,410		+\$6,880	
3060	\$54,110	+\$15,640	+\$3,270	+\$18,300	+\$13,210	+\$4,710	+\$6,380	+\$9,110	+\$6,660	+\$9,210
	\$66,090	+\$19,090			+\$13,470		+\$6,490		+\$6,880	
3070	\$60,620	+\$17,150	+\$3,270	+\$21,350	+\$13,210	+\$4,710	+\$7,440	+\$10,630	+\$6,660	+\$9,210
	\$73,150	+\$20,980			+\$13,470		+\$7,570		+\$6,880	
3080	\$67,120	+\$18,670	+\$3,270	+\$24,400	+\$13,210	+\$4,710	+\$8,500	+\$12,150	+\$6,660	+\$9,210
	\$80,200	+\$22,870			+\$13,470		+\$8,650		+\$6,880	
3090	\$73,620	+\$20,180	+\$3,270	+\$27,450	+\$13,210	+\$4,710	+\$9,560	+\$13,670	+\$6,660	+\$9,210
	\$87,260	+\$24,760			+\$13,470		+\$9,730		+\$6,880	
30100	\$80,120	+\$21,690	+\$3,270	+\$30,500	+\$13,210	+\$4,710	+\$10,620	+\$15,190	+\$6,660	+\$9,210
	\$94,310	+\$26,650			+\$13,470		+\$10,820		+\$6,880	



Standard ceiling height



Ceiling height upgrade



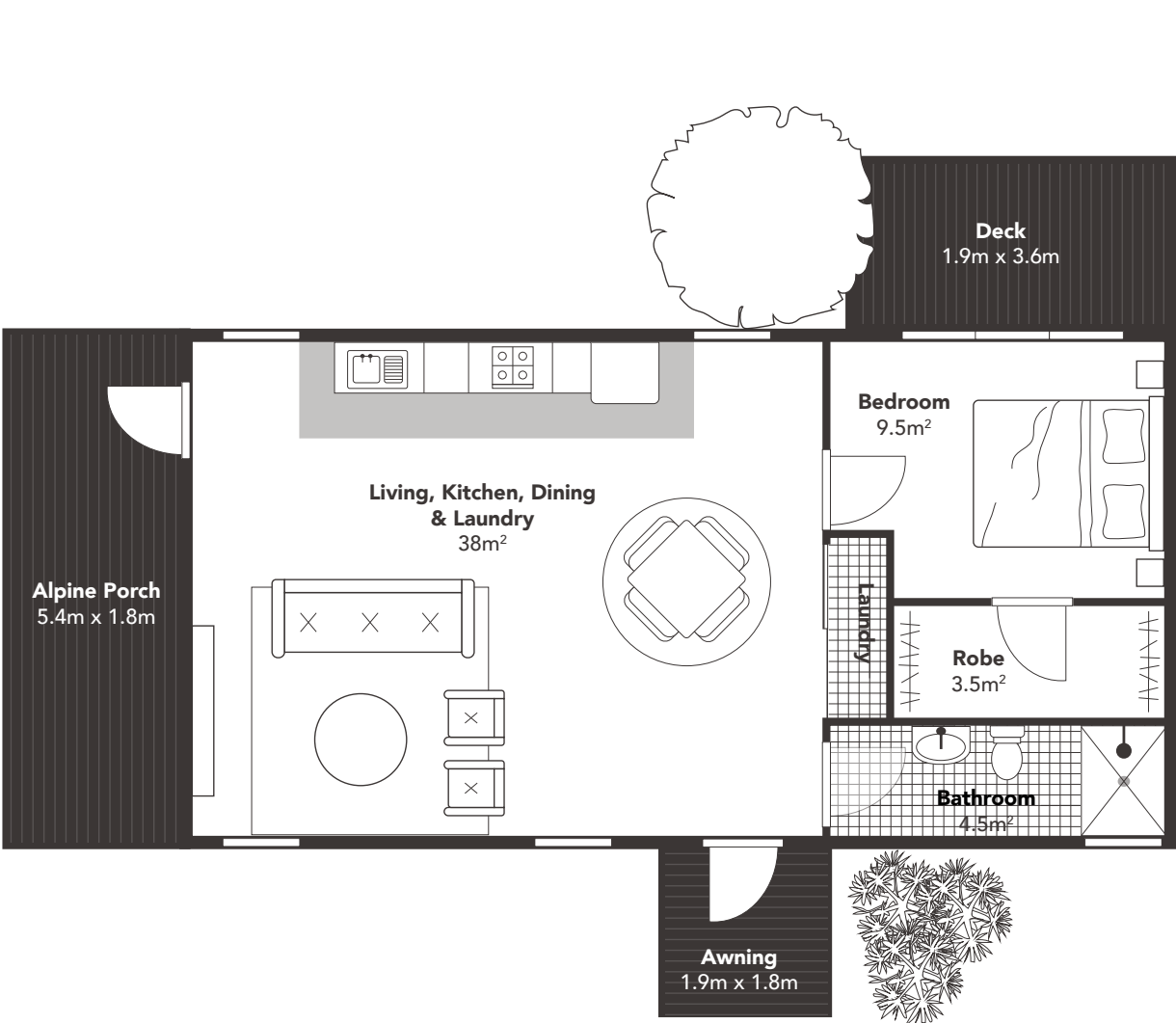
All ceiling heights



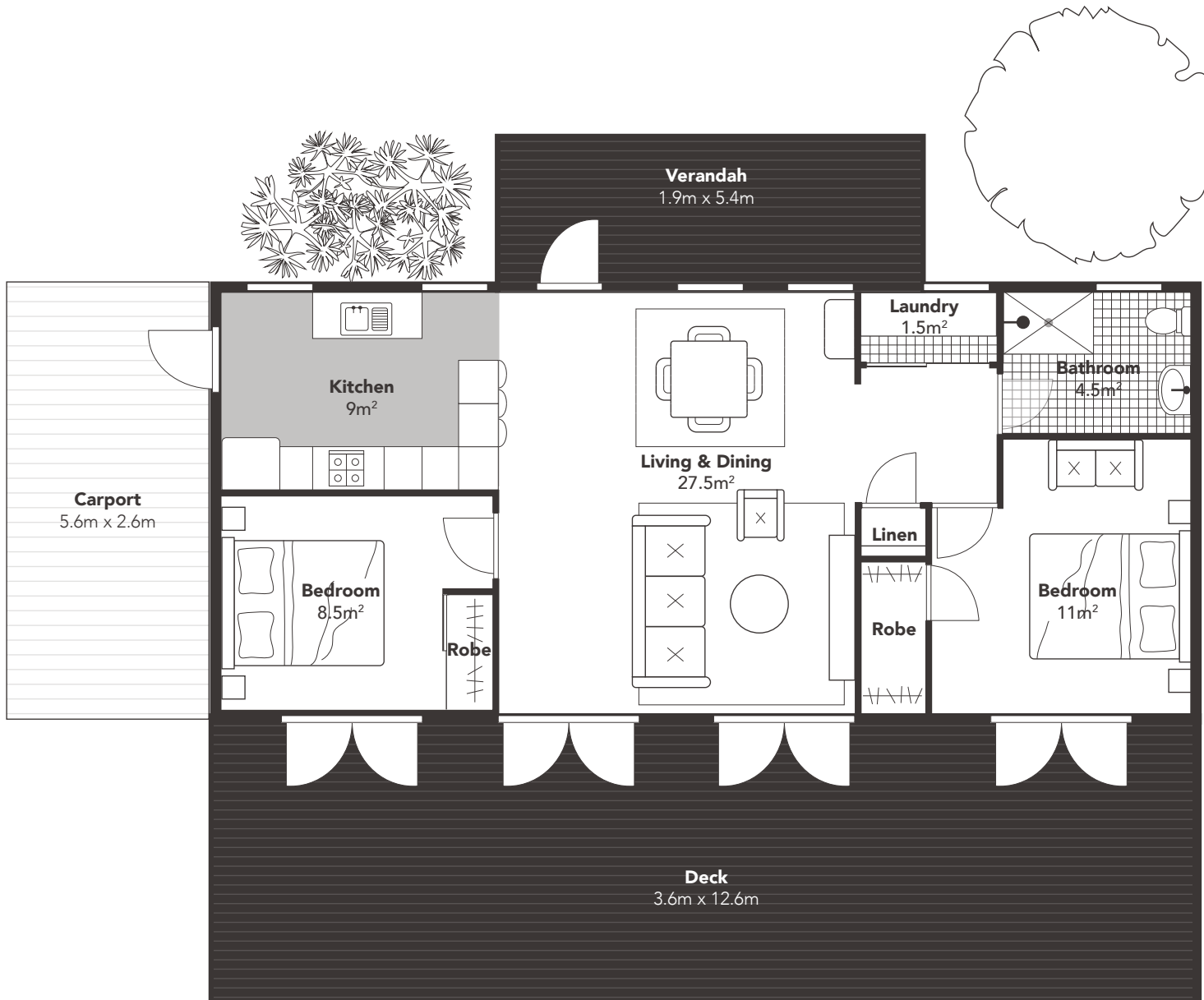
INSPIRATION

Cedarspan Series 3

Suggested Floorplans



One Bedroom 3060
5.6m x 10.8m



Two Bedroom 3070
5.6m x 12.6m



Three Bedroom 3080
5.6m x 14.4m

Illustration not to scale and dimensions are nominal. Internal walls and fitout shown are indicative only and not included in the sale or offered by Greenspan.



Cedarspan Series 3 Project Feature



This Series 3 Cedarspan was designed to complement the owners' existing house while creating additional self-contained accommodation on their rural property. Located adjacent to the main home, it successfully mirrors the original with handcrafted cedar doors and windows, 'Slate Grey' Colorbond® roofing and a full-length decked front verandah. The board and batten cladding was customised with additional battens following installation and painted the same striking red as its neighbour.

Inside, partition walls align with the edge of the balustraded loft to create a double bedroom and a bathroom below it. The remainder of the barn features an open-plan living space that showcases the clearspan cathedral ceiling, incorporating a lounge area complete with a cosy wood burner, a dining space and a kitchenette.

Illustration not to scale. Dimensions are nominal.



Extensive personalisation options ensure this cute country cottage retains all the unique charm of its neighbour. Originally built to host family, it is now a cherished Airbnb, offering everything needed for a more-than-comfortable stay.



Design Details 3040

Personalisations + Upgrades

- | | |
|--|--|
| Elevated pier floor | 1 x Loft |
| Elevated decked verandah | 1 x 4-Lite cedar door |
| Board and batten cladding | 7 x Double-hung cedar windows 1200h x 865w |
| Colorbond® 'Slate Grey' roofing, gutters, downpipes, and flashings | 3 x Awning windows 600h x 865w |

Series 4

Sizes 40m² up to 130m²+

Series 4 features a four panel gable end. The length and overall floor area are determined by adding the desired number of 1.8m panels.

The Series 4 design is strictly subject to site access and only available for consideration following thorough consultation with a Greenspan Design Solutioneer.

Nationwide delivery available to last point of delivery vehicle access. Contact us for a quote. All prices are inclusive of GST. Price does not include installation, painting or internal fitout/fixtures/linings. All external dimensions are nominal. Paint colour choices for timber doors and cladding may affect warranty coverage.





SIZING + PRICING

Cedarspan Series 4

More sizes are available on request

Model	Approx. internal floor area	Length (metres)	Base price	Ceiling height upgrade
4030	40m ²	5.4	\$52,280	+\$14,040
4040	53m ²	7.2	\$60,870	+\$14,720
4050	67m ²	9.0	\$69,460	+\$15,400
4060	80m ²	10.8	\$78,050	+\$16,080
4070	93m ²	12.6	\$86,640	+\$16,760
4080	107m ²	14.4	\$95,240	+\$17,430
4090	120m ²	16.2	\$103,830	+\$18,110
40100	133m ²	18.0	\$112,420	+\$18,790

SERIES 4 FEATURES

7.4m Width
27° High-pitch roof
Clearspan cathedral ceiling

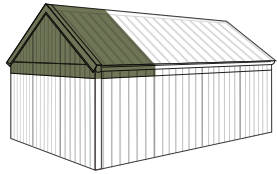

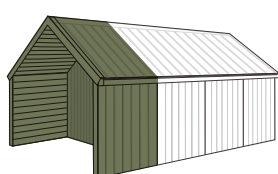
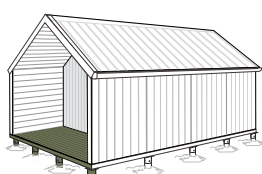
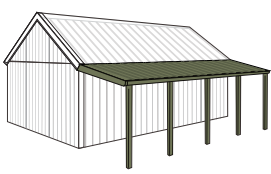
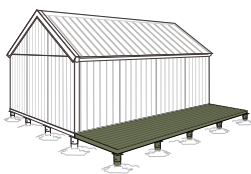
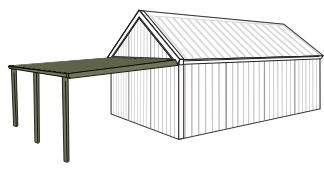
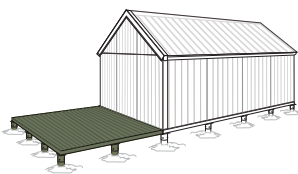
INCLUSIONS

- ⊙ Board and batten cladding
- ⊙ Colorbond® roofing, gutters and downpipes
- ⊙ Roof insulation
- ⊙ 10 year structural warranty

UPGRADES

- ⊕ Add/change windows/doors
- ⊕ Premium cladding
- ⊕ Pine or hardwood decking
- ⊕ Elevated pier floor
- ⊕ Internal loft
- ⊕ Custom colours and sizes
- ⊕ Exterior add-ons

Cedarspan Series 4 Pricing

Standard		Upgrades + Add-ons								
		Cladding	Loft	Elevated Pier Floor	Alpine Porch	Elevated Alpine Porch Deck	Verandah Roof	Elevated Verandah Deck	Awning/Carport	Elevated Awning Deck
Model	Price	Upgrade								
4030	\$52,280	+\$13,220	+\$4,350	+\$12,090	+\$15,500	+\$6,280	+\$3,190	+\$4,560	+\$8,800	+\$12,170
	\$66,320	+\$15,910			+\$15,770		+\$3,250		+\$9,090	
4040	\$60,870	+\$14,730	+\$4,350	+\$16,120	+\$15,500	+\$6,280	+\$4,250	+\$6,080	+\$8,800	+\$12,170
	\$75,590	+\$17,800			+\$15,770		+\$4,330		+\$9,090	
4050	\$69,460	+\$16,240	+\$4,350	+\$20,150	+\$15,500	+\$6,280	+\$5,310	+\$7,600	+\$8,800	+\$12,170
	\$84,860	+\$19,690			+\$15,770		+\$5,410		+\$9,090	
4060	\$78,050	+\$17,750	+\$4,350	+\$24,180	+\$15,500	+\$6,280	+\$6,380	+\$9,110	+\$8,800	+\$12,170
	\$94,130	+\$21,580			+\$15,770		+\$6,490		+\$9,090	
4070	\$86,640	+\$19,270	+\$4,350	+\$28,210	+\$15,500	+\$6,280	+\$7,440	+\$10,630	+\$8,800	+\$12,170
	\$103,400	+\$23,470			+\$15,770		+\$7,570		+\$9,090	
4080	\$95,240	+\$20,780	+\$4,350	+\$32,240	+\$15,500	+\$6,280	+\$8,500	+\$12,150	+\$8,800	+\$12,170
	\$112,670	+\$25,360			+\$15,770		+\$8,650		+\$9,090	
4090	\$103,830	+\$22,290	+\$4,350	+\$36,270	+\$15,500	+\$6,280	+\$9,560	+\$13,670	+\$8,800	+\$12,170
	\$121,940	+\$27,250			+\$15,770		+\$9,730		+\$9,090	
40100	\$112,420	+\$23,800	+\$4,350	+\$40,300	+\$15,500	+\$6,280	+\$10,620	+\$15,190	+\$8,800	+\$12,170
	\$131,210	+\$29,140			+\$15,770		+\$10,820		+\$9,090	



Standard ceiling height



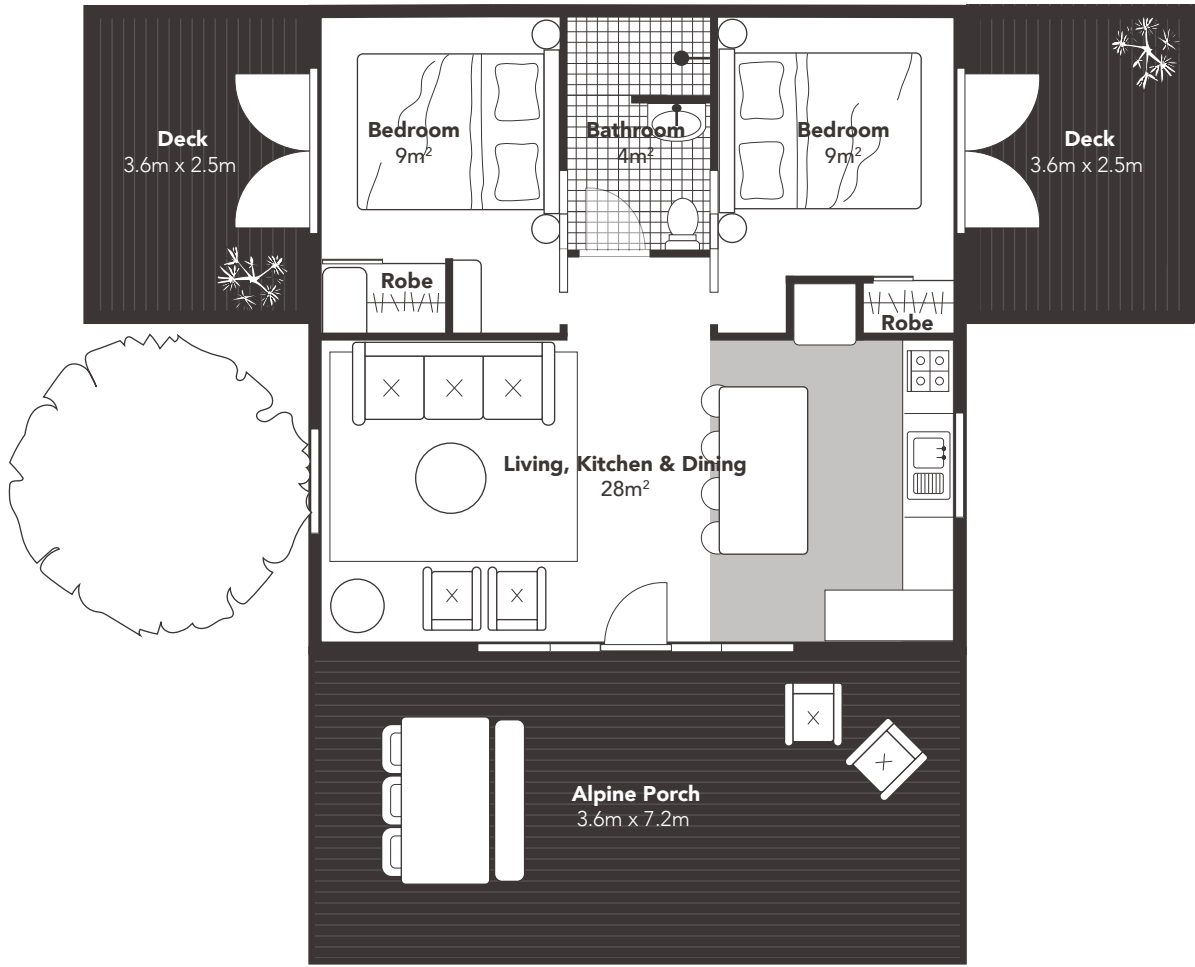
Ceiling height upgrade



All ceiling heights

INSPIRATION

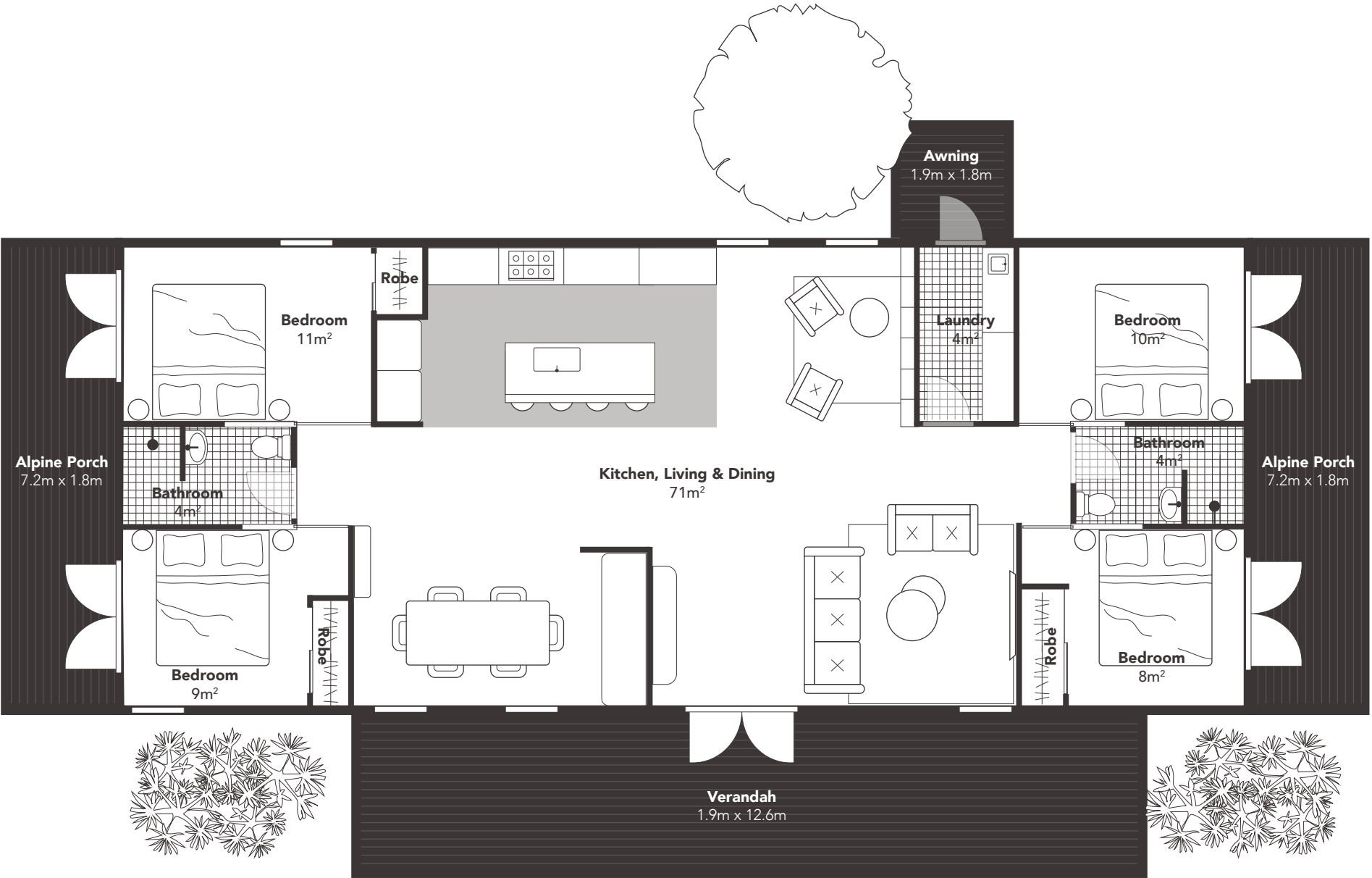
Cedarspan Series 4 Suggested Floorplans



Two Bedroom 4040
7.4m x 7.2m



Three Bedroom 4070
7.4m x 12.6m



Four Bedroom 40100
7.4m x 18m

Illustration not to scale and dimensions are nominal. Internal walls and fitout shown are indicative only and not included in the sale or offered by Greenspan.



Cedarspan Series 4 Project Feature

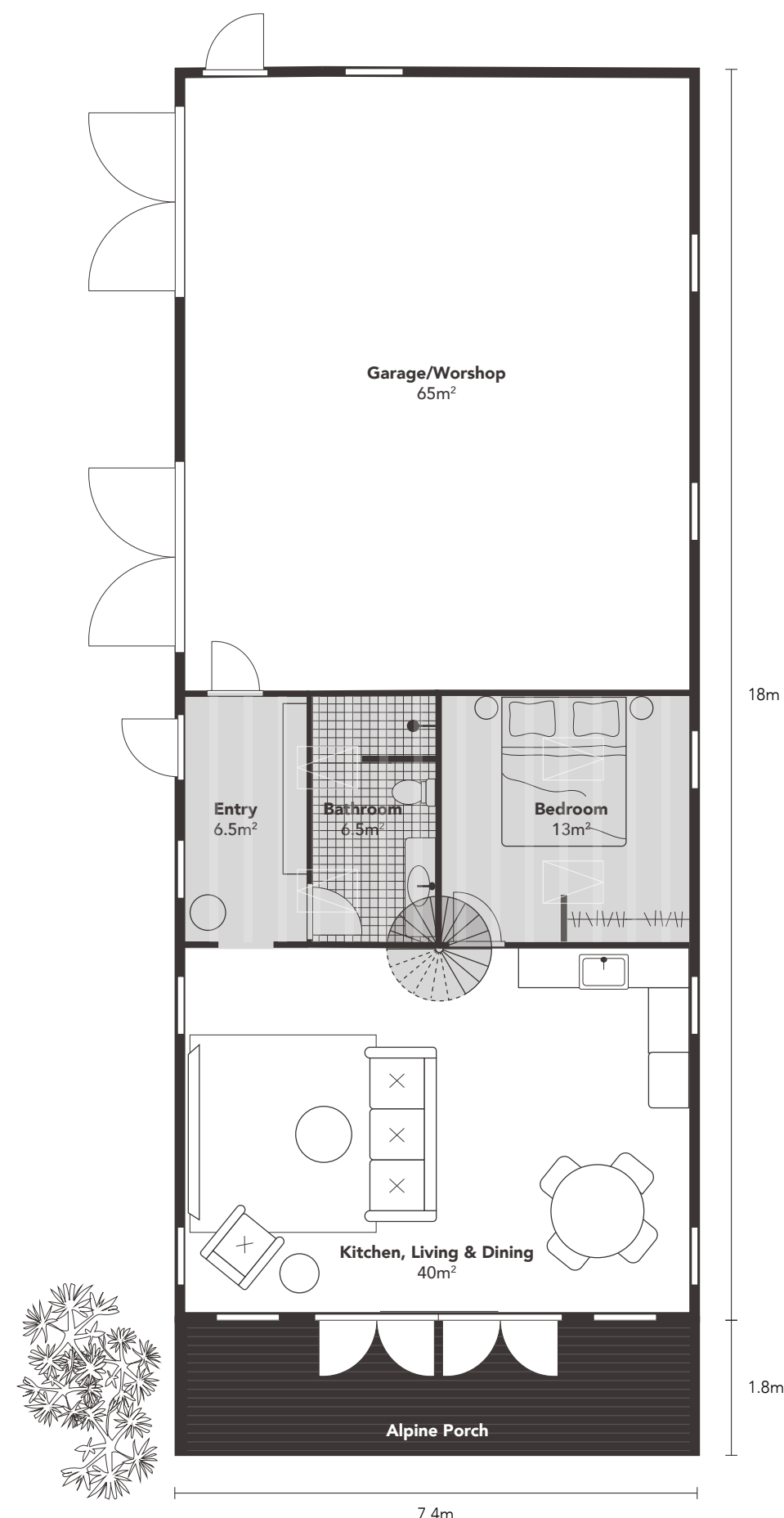



Illustration not to scale. Dimensions are nominal.

So spacious is the Series 4 that it's often designed to accommodate both living and workshop areas within a single building. This beautiful coastal barn home exemplifies this versatility, with one half serving as an expansive garage/workshop secured by twin barn doors that enhance the building's country charm.

Internal walls define a well-balanced two-bedroom, one bathroom layout with a natural, intuitive flow. The entrance hallway leads into a generous open-plan living space, where lounge, dining, and kitchen areas are subtly distinguished by both furniture placement and a centrally positioned circular staircase - an architectural feature and access to the spacious loft above. A wall of doors leads onto a distinctive circular deck set beneath the alpine porch, blurring the lines between indoor and outdoor living when thrown open.



The abundant use of windows and doors throughout flood the interior with natural light and create a seamless connection with the world outside.



Design Details 40100

Personalisations + Upgrades

- | | |
|--|--------------------------------------|
| 1.8m Deep alpine porch | 1 x Fixed window 600h x 1200w |
| Internal wall partitions | 9 x Double hung windows 1200h x 865w |
| Pre-primed weatherboard cladding 2 sides | 1 x Single 10-lite door |
| Board and batten cladding 2 sides | 2 x Double 10-lite doors |
| 1 x Loft + 4 x Sky windows | 2 x Fixed 10-lite sidelights |
| Colorbond® 'Surfmist' roofing, gutters, downpipes, and flashings | 1 x Pedestrian barn door |
| | 2 x Double barn doors |

Joining Modules

Creating unlimited possibilities



Joining modules

Sizes 3m² up to 12m²+

Joining modules connect Cedarspans to create multi-building structures and larger pavilion-style layouts. Available in three different gable widths and featuring a skillion roof, the overall floor area of your joining module is determined by adding 1.8m panel increments to achieve your desired length.

Joining modules are only compatible with buildings featuring a ceiling height upgrade.

Nationwide delivery available to last point of delivery vehicle access. Contact us for a quote. All prices are inclusive of GST. Price does not include installation, painting or internal fitout/fixtures/linings. All external dimensions are nominal. Paint colour choices for timber doors and cladding may affect warranty coverage.





SIZING + PRICING

Joining Modules

More sizes are available on request

Model	Approx. internal floor area	Width (metres)	Length (metres)	Price	Cladding upgrade	Elevated pier floor
JM1818	3m ²	1.8	1.8	\$6,090	+\$840	+\$1,100
JM2618	5m ²	2.6	1.8	\$9,020	+\$840	+\$1,590
JM3218	6m ²	3.2	1.8	\$9,710	+\$840	+\$1,950
JM1836	7m ²	1.8	3.6	\$11,000	+\$1,680	+\$2,200
JM2636	9m ²	2.6	3.6	\$14,770	+\$1,680	+\$3,170
JM3236	12m ²	3.2	3.6	\$16,100	+\$1,680	+\$3,900

JOINING MODULE FEATURES

Skillion roof
Multiple gable widths
2.4m wall height

INCLUSIONS

- ⊙ Board and batten cladding
- ⊙ Colorbond® roofing, gutters and downpipes
- ⊙ Roof insulation
- ⊙ 10 year structural warranty

UPGRADES

- ⊕ Add/change windows/doors
- ⊕ Premium cladding
- ⊕ Pine or hardwood decking
- ⊕ Elevated pier floor
- ⊕ Custom colours and sizes

Cedarspan Multi-Building Project Feature

Project

3050 (5.6m x 9.0m)

3060 (5.6m x 10.8m)

JM2636 (2.6m x 3.6m)

Our connecting module system transforms individual structures into seamless, multi-building designs with unlimited potential.

This project connects two Series 3 buildings via a 9m² joining module, creating a distinctive pavilion-style home. Serving as an entrance, the module naturally divides the space into living and sleeping zones.

To one side, the 3060 features open-plan living with a spiral staircase to a loft, a bathroom, and a kitchen with two sets of bi-fold doors in the corner opening onto a spacious deck. Across the joining module, the 3050 contains two bedrooms separated by a mudroom breezeway with laundry; the master with a luxury freestanding bath and garden-access via double barn doors.



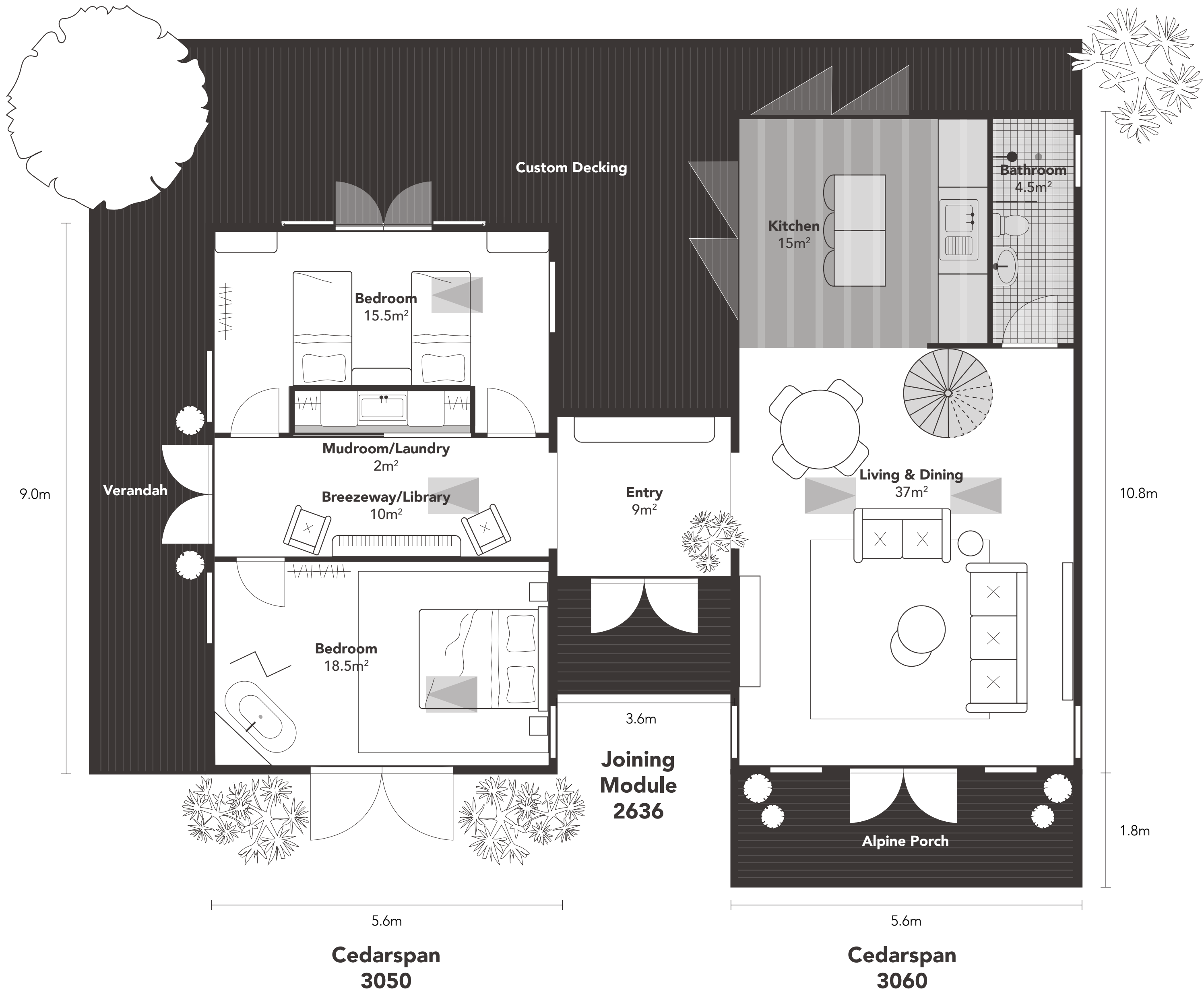


Illustration not to scale. Dimensions are nominal.

Personalisations + Upgrades

Add-ons

- 1.9m Verandah
- 1.8m Alpine porch
- Custom decking
- Elevated floor
- 2 x 1.8m Lofts

Windows and Doors

White

- 2 x Panorama windows 2025h x 1200w
- 1 x Sliding window 300h x 1200w
- 1 x Fixed window 2025h x 760w
- 2 x Double aluminium glass doors

Black

- 2 x 3-Lite bi-fold doors
- 2 x 3-Lite double doors
- 1 x 3-Lite awning window 2025h x 865w
- 4 x 3-Lite awning windows 2325h x 865w

Timber

- Pine double barn doors
- Cedar double barn doors

Roofing

- "Surfmist" Colorbond® roofing, gutters, downpipes, and flashings
- 5 x Sky windows

Cladding

- Premium cedar
- Board and batten
- Cedar weatherboard
- Vertical eco-hardwood
- Eco-hardwood board and batten

Featuring a cedar-clad alpine porch, gable windows, and mix of cladding options, architectural interest is achieved at every turn. Extensive use of doors and windows connects each room seamlessly with the outdoors, enhancing the striking pavilion style that has been effortlessly created through this modular building approach.



Image Left
Alpine porch in vertical eco-hardwood

Image Below
Joining module in premium cedar


Image Left
Near barn in eco-hardwood board and batten cladding
Far barn in cedar weatherboard



Personalisations

Exterior finishes





PERSONALISATIONS

Personalising your Cedarspan is easy

The following pages outline our standard options and most popular upgrades.

The key design element in every build though, is you. No project is complete until we have understood and incorporated your lifestyle and aesthetic needs through a collaborative design process and flexible personalisation options.

So, if you have something else in mind, chat with one of our Design Solutioneers about custom options.

We love to source bespoke finishes to bring our customers' dreams to life.



Cladding

Our selection of cladding options ensures that your exterior will be exceptionally durable and aesthetically pleasing.

More styles available on request



STANDARD



Board and Batten

UPGRADE



Cedar Weatherboard



Pre-primed Weatherboard



Eco-hardwood Vertical



Eco-hardwood Board and Batten





Windows

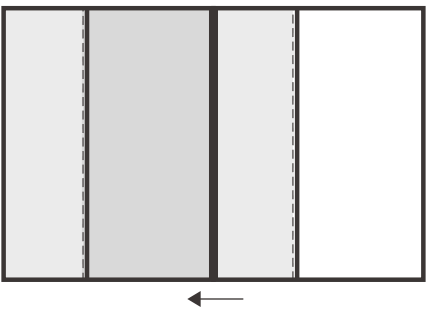
Our extensive range of aluminum and timber options includes sliding, double-hung, fixed, and awning styles.

Here are some of our most popular single glazed choices, but alternative and custom options are also available. Discuss your vision with your Design Solutioneer to explore the possibilities as a large range of sizes, styles and upgrades are available.

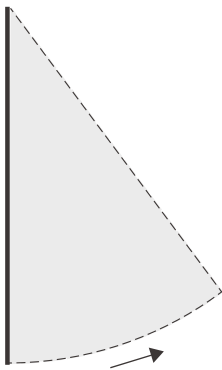
STYLE



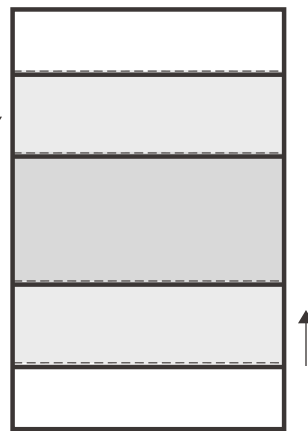
Fixed



Sliding

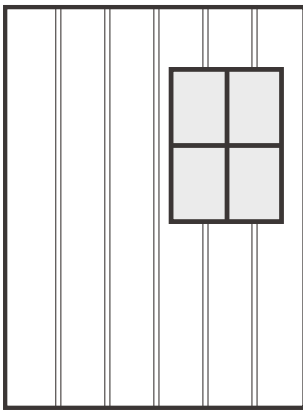


Awning

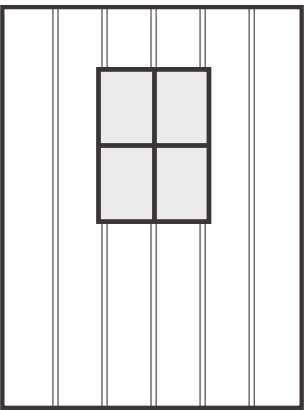


Double Hung

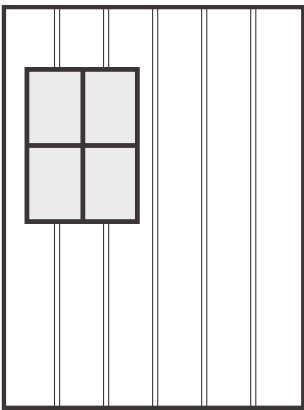
POSITION



Right



Centre



Left

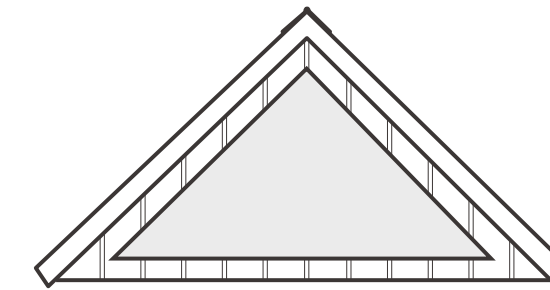




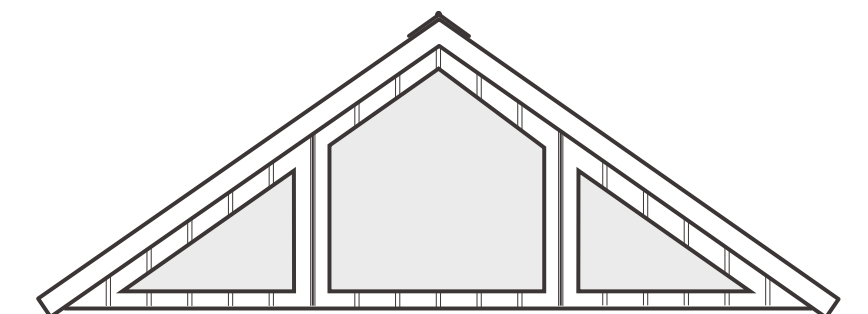
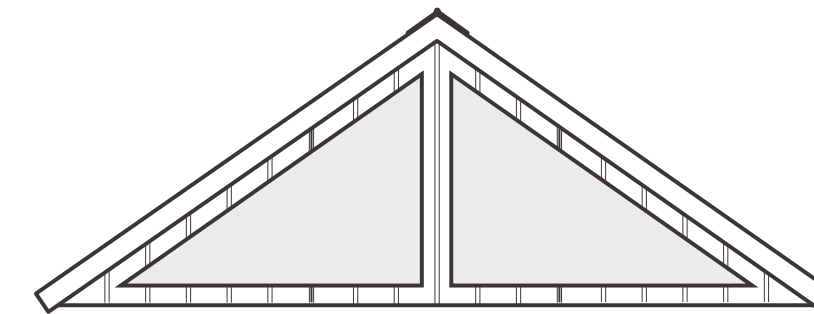
Gable Windows

Fixed aluminium gable windows make a bold architectural statement, flooding the interior with natural light and offering uninterrupted loft views. Available in single, double, or triple-pane configurations depending on the Series.

SERIES 2



SERIES 3



SERIES 4

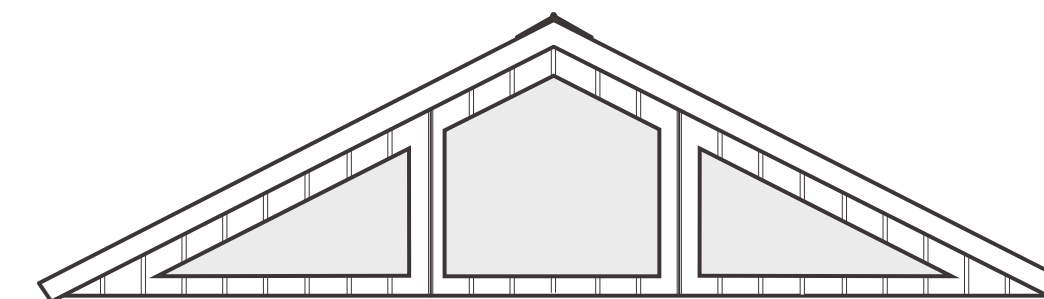
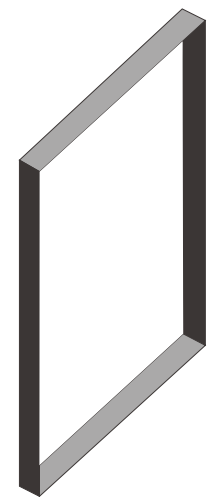



Image on previous pages
Handcrafted cedar double-hung
Fixed gable 2 piece on Series 3

GLAZING OPTIONS



Single




Double

ALUMINIUM FRAME



Black



White

Thermal,
Bushfire, Double
glazing, Low E,
argon filled and uPvc
upgrades are
available



Sliding aluminium window 1200h x 865w with colonial bars



Double-hung aluminium window 1200h x 865w with colonial bars



Double-hung cedar window 1200h x 865w



Sliding aluminium panorama window 2025h x 1200w



Sliding aluminium window 1200h x 865w



Fixed window 600h x 1200w



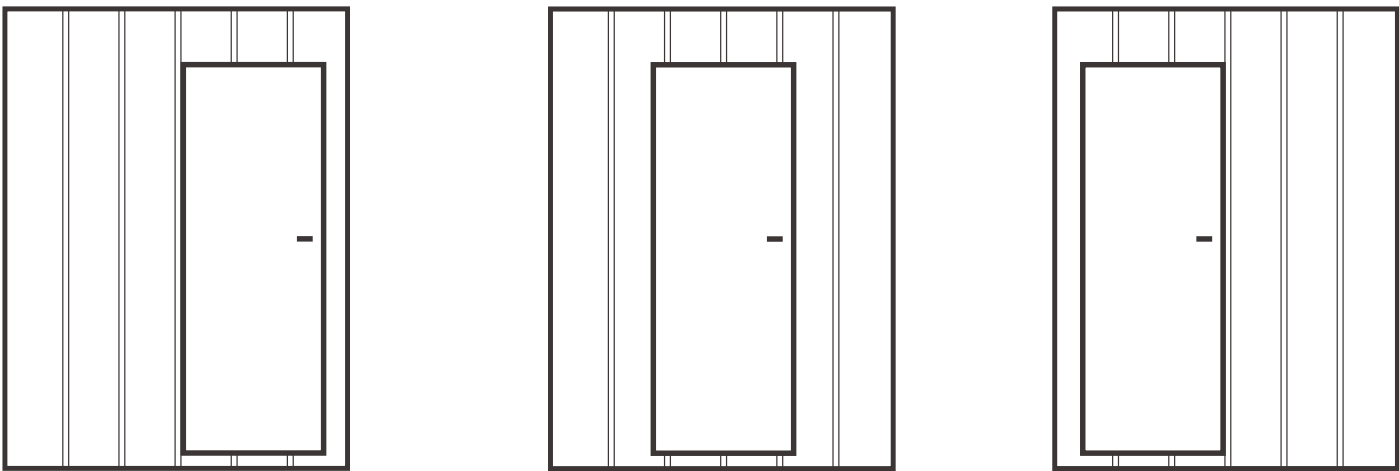


Doors


Whether swinging or sliding, single or double, our aluminium and timber doors are available in a range of sizes and styles.

Here are some of our most popular single glazed choices, but alternative and custom options are also available. Discuss your vision with your Design Solutioneer to explore the possibilities, as a large range of sizes, styles and upgrades are available. Includes door jamb, keyed lock set and fitting.

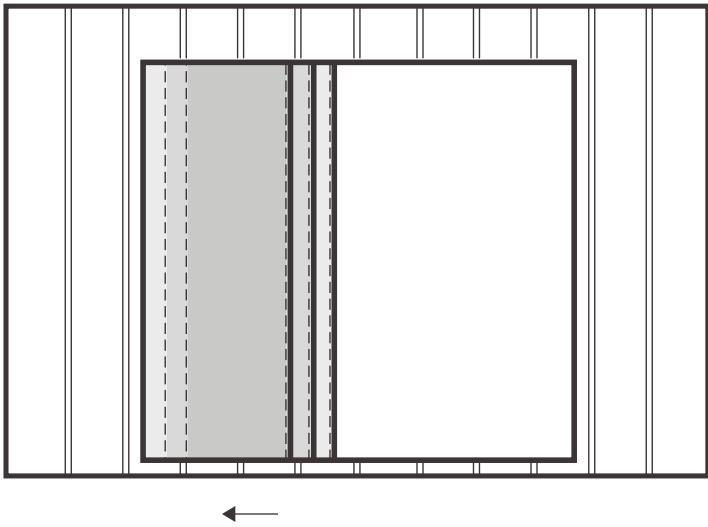
SINGLE



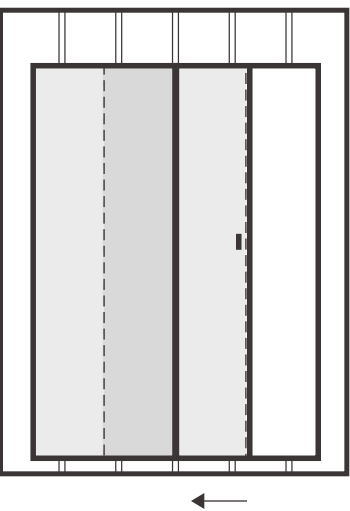
DOUBLE



STACKING



SLIDING



BI-FOLD

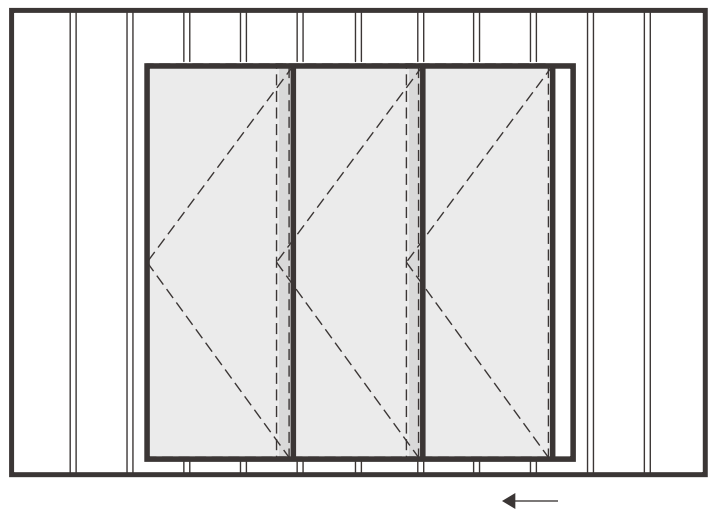




Image on previous page
2 sets of double pine barn doors and
pedestrian barn door on Series 3

GLAZING OPTIONS




Single




Double

ALUMINIUM FRAME



Black



White

Thermal,
Bushfire, Double
glazing, Low E,
argon filled and uPvc
upgrades are
available



Cedar full glass double doors with sidelights



Aluminium 3-lite double door



Aluminium 3-lite double doors



Pine double barn doors



Aluminium 3-lite bi-fold doors



Aluminium double doors





Roofing


Complete the look of your building with durable and beautiful Colorbond® roofing, gutters, downpipes, and flashings.

COLORBOND® COLOUR OPTIONS


More colours available on request




Woodland Grey



Surfmist

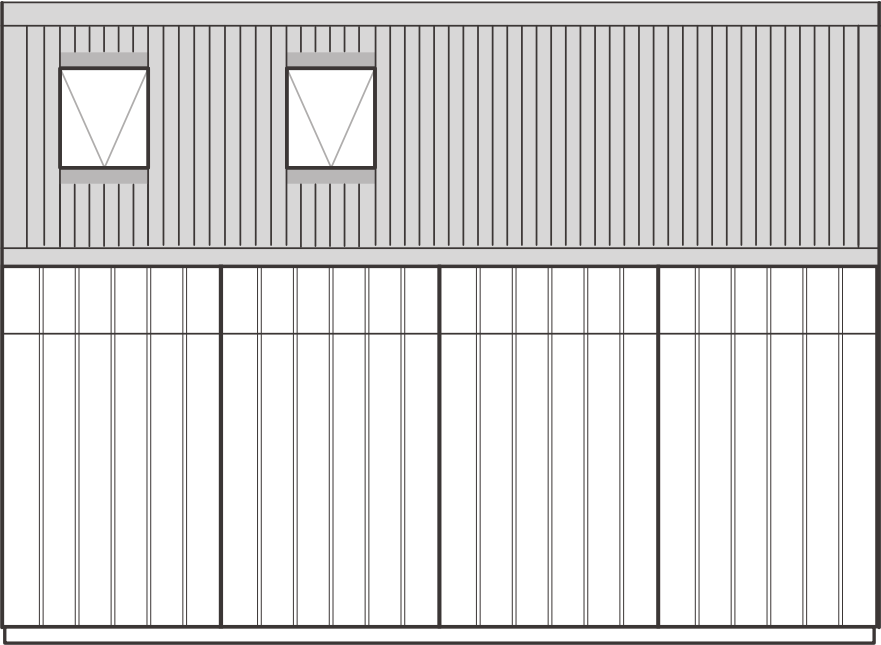


Nightsky

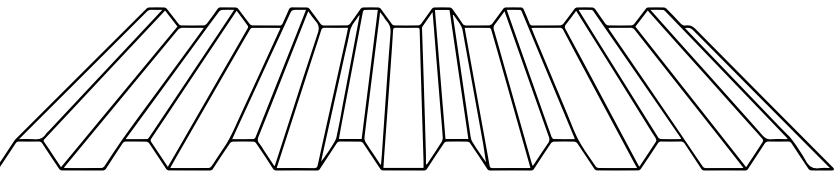


Monument

SKY WINDOW



PROFILE



Greenspan PreCrafted Advantage

Just like any method of construction, our buildings are engineered and certified for the Building Code of Australia. Relevant wind, snow and bushfire upgrades are available to meet these additional requirements where necessary.

1 GALVANISED STEEL ROOF TRUSSES

2 COLORBOND® ROOFING

Choice of colour and pre-lined with insulation

3 COLORBOND® GUTTERS & DOWNPIPES

Choice of colour

4 WALL PANELS

Board and batten cladding (or your choice of upgrade) pre-fitted to a treated timber frame, which features pre-drilled holes for nut and bolt fastenings and is lined with a permeable wall wrap

5 WINDOWS

Pre-fitted windows from a choice of styles, sizes, materials and colours

6 PLYWOOD FLOORING

Tongue & Groove system for added durability

7 TREATED TIMBER FLOOR BASE

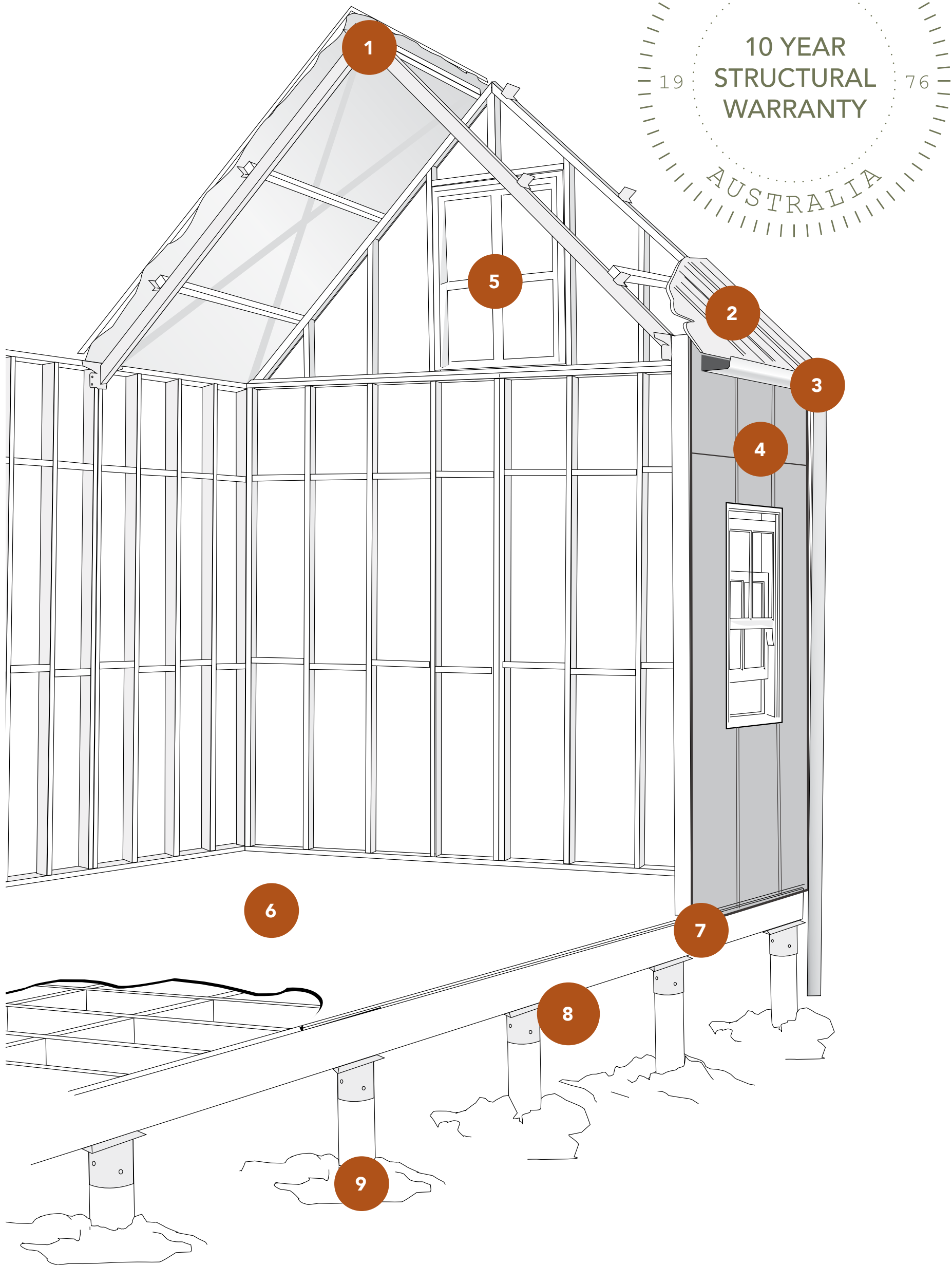
Engineered grid design for superior stability and support

8 BRACING PIER BRACKET

With built-in ant cap for additional termite protection

9 TREATED TIMBER PIERS

Height-adjustable to adapt to site conditions, eliminating the need for major earthworks or a concrete slab, and overcoming slopes and flood-prone areas



Building made simple

Forget the headaches associated with traditional building methods. Greenspan's modular buildings combine precision engineering with straightforward assembly, getting you into your new space sooner.

PRECRAFTED FOR EASY INSTALLATION

Each panel is expertly PreCrafted in our quality-controlled facility and the whole building arrives in ready-to-assemble components. Pre-drilled holes and simple nut and bolt fastenings ensure quick, efficient installation with minimal tools and disruption to your site.

SUPPORT AT EVERY STEP

Whether you're a DIY enthusiast or working with a builder, we're here to help. We provide a detailed installation guide with training, and our team is just a phone call away with dedicated support.

BUILT FOR ANYWHERE

Our buildings are delivered as modular 'flatpack' components right up to the last point of delivery vehicle access, ready for installation on-site. This flexibility ensures accessibility to remote locations, water or limited access sites, and usually removes any need for a crane. For challenging terrain, a pier-mounted flooring system is available as an upgrade. This eliminates the requirement for major earthworks, simplifies installation - even on difficult sloping sites - and is suitable for those prone to flooding.





NEXT STEPS

Ready for the next step?


Select a convenient time, and we'll give you a quick 15-minute call to discuss your ideas and provide some initial information.

[CLICK TO BOOK A CALLBACK](#)

Prefer to chat right away?
We're always ready to answer your questions and offer guidance or advice.

[CLICK TO CALL US NOW](#)

FINANCE AVAILABLE



- Flexible, affordable, payment plans
- Get a free, no-obligation quote in minutes
- Up to \$100,000 per applicant
- No early repayment fees or exit fees

Buy now, Pay later
with a Handypay payment plan!

[CLICK TO GET PRE-APPROVED](#)

Getting a quote will not impact your credit score

The information provided should not be taken as financial product advice and has been prepared as general information only without consideration for your particular objectives, financial circumstances, or needs. Finance to approved applicants only. Lending criteria, fees, charges, and terms and conditions apply. Product issued by OurMoneyMarket Lending Pty Ltd ABN 64 605 231 669 trading as "Handypay" (Handypay) Australian Credit Licence 488228. Target Market Determinations can be found on our website. Handypay partners have no involvement in the loan approval process or ongoing loan administration.

Family owned
& operated
since 1976

Contact

Head office	36-37 Hallstrom Place, Wetherill Park, NSW 2164
Phone	1300 635 966
Email	sales@greenspan.group
Web	greenspanbuildings.com.au