



eSpace Garden Buildings

OUR HISTORY

We've been transforming lives since 1976

As a third-generation Australian family business, solving architectural and engineering problems isn't just what we do.

It's who we are.

From humble beginnings in 1976, we've become pioneers of PreCrafted buildings, tirelessly evolving our products in the quest for superior modularity, elegance and strength. It's not so much a trade as a calling, and it runs in our blood.

Today we remain a caring family business in every sense. Whether bound by the family name or the kinship of the entire team, we live for the eureka moments that lead to improved products or more efficient ways of doing things.

To us, that's what it's all about.





Table of Contents

Why Choose Greenspan	4
The eSpace Range	7
Personalisations	12
Next Steps	18



PreCrafted sustainability and buildability



Australian made

Proudly made in Sydney since 1976, using materials designed for Australia's harsh climate. Enjoy the quality of a true blue Australian product while supporting local jobs and businesses.



Plantation grown timber

We believe in a sustainable world. That's why we use responsibly sourced materials and sustainable suppliers. Our buildings are framed with renewable plantation timbers, where for every tree harvested, at least one is planted.



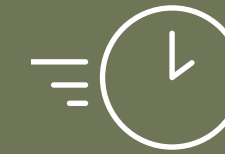
Family since 1976

As a third-generation Australian family business, we are a caring team in every sense. Enjoy peace of mind knowing you're supported by a family that values quality and service.



Transparency

As our customer, you'll experience certainty from beginning to end - thanks to the Greenspan Way. It is our proven pathway for helping you choose wisely.



Fast quoting & build

With almost 50 years of experience and a fully integrated system, we can quote, craft, and deliver your project in impressively fast timeframes - so you don't have to wait.



Good design, great value

You'll enjoy the aesthetic beauty and precise proportions of our products, designed to be attractive, cost-effective, and gentle on the environment.



Planning assistance & exemptions available

Easily navigate planning pathways and regulations with our in-house expertise and connections to external specialists. Exempt building options are also available.



Nationwide delivery

We service all Australian states and territories, with delivery available to your last point of delivery vehicle access. *Terms and conditions apply



High quality

Experience superior construction honed through decades of expertise and high-quality materials, all confidently backed by a 10-year Structural Warranty.



WHY CHOOSE US

Life-enhancing spaces

We add value to both lifestyle and property. We do this by manufacturing high-quality, modular buildings, for easy installation on site in just a matter of hours.

We call it PreCrafting.

PreCrafting reduces time, cost, disruption and resources. Site and access issues can usually be easily overcome, and with less time spent on site, PreCrafting is less affected by weather delays. Using a system of piers and subflooring, installation is possible virtually anywhere, without the need for costly and disruptive earthworks.

Handcrafted with precision in our Sydney workshop, our high-quality products are durable, sturdy and even portable.

Plus, PreCrafting is incredibly versatile. Flexibility of design allows every build to be personalised to each customer's unique needs and preferences.

While you select a nominal design, this is just a starting point. Customise the size by adding or removing panels and selecting your preferred wall height. Incorporate a porch or verandah, add or remove a deck. Position doors and windows where they suit you best and change the style and quantity to fit your vision. Then, achieve the perfect finish with a range of colourways, roofing and cladding options.

Your Design Solutioneer will help you bring every element together to create a building that perfectly aligns with your needs, style and budget.



WHY CHOOSE US

Your dream space, as easy as 1, 2, 3...

Your preferred design is just a starting point.

We understand that every customer's lifestyle, property, budget and needs are unique. That's why your Design Solutioneer will collaborate with you using 3D design technology to personalise every aspect of your design, from size, windows, doors, colours, cladding, and add-ons.

Together, we'll bring your vision to life.

1

SELECT YOUR SIZE

With sizes ranging from 10m² to over 60m² and customisable panel configurations, the next step is to choose a size that perfectly meets your space needs.

2

SELECT ORIENTATION

The signature feature of the eSpace is the cut-out porch. Select its orientation and choose its placement: left, right or, for larger sizes, centrally.

3

GET PERSONAL

Select the colour, quantity and positioning of windows and doors. Extend the deck or upgrade the cladding, and choose from a variety of roofing colours as your finishing touch.



The eSpace Range

Sleek, contemporary and sophisticated, the premium eSpace is a statement garden room.

Stylish vertical eco-hardwood cladding and a contemporary cutout porch entrance with a merbau deck, are the striking features that set the eSpace apart.

eSpace Design

Sizes 10m² up to 60m²+

With regards to the following pricing *RRP installer fee is recommended for cleared and level sites and is subject to site access/site inspection. Nationwide delivery available to last point of delivery vehicle access. Contact us for a quote. All prices are inclusive of GST. Price does not include painting or internal fitout/fixtures/linings. All external dimensions are nominal. Paint colour choices for timber materials may affect warranty coverage.

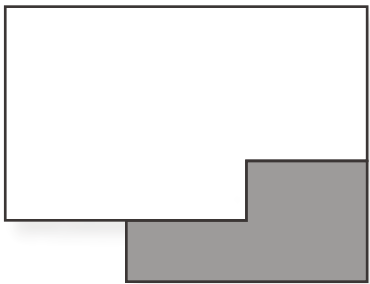




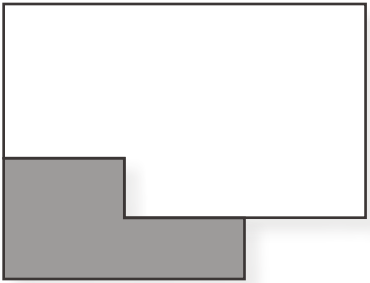
SIZING + PRICING

Model	Width (metres)	Length (metres)	Base price	Install*
eSpace 1000	3.2	3.6	\$21,590	+\$2,950
eSpace 1200	3.8	3.6	\$24,700	+\$3,350
eSpace 1600	3.2	5.4	\$29,890	+\$3,950
eSpace 1900	3.8	5.4	\$34,550	+\$4,500
eSpace 2000**	3.2	7.2	\$38,180	+\$4,950

**eSpace 2000 comes with 3.6m deck



With standard 1.8m deck



With standard 1.8m deck

eSpace under 20m²

- Hardwood decking
- Skillion roofline
- Orientation selection

INCLUSIONS

- ⦿ Eco-hardwood cladding
- ⦿ Colorbond® roofing, gutters and downpipes
- ⦿ Roof insulation
- ⦿ Elevated pier floor
- ⦿ Hardwood deck
- ⦿ 10-year structural warranty

UPGRADES

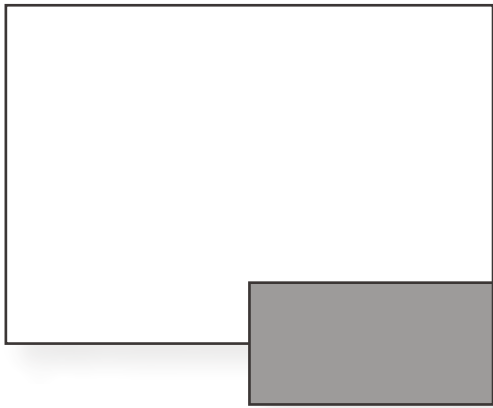
- ⊕ Add/change windows
- ⊕ Add/change doors
- ⊕ Western Red Cedar cladding
- ⊕ Custom colours
- ⊕ Custom design elements
- ⊕ Custom sizes
- ⊕ Additional decking

SIZING + PRICING

Model	Width (metres)	Length (metres)	Base Price	Install*
eSpace 2700	5.0	5.4	\$43,880	+\$7,400
eSpace 2800	3.8	7.2	\$44,400	+\$5,700
eSpace 3400	3.8	9.0	\$54,250	+\$6,900
eSpace 3600	5.0	7.2	\$56,840	+\$9,450
eSpace 4500	5.0	9.0	\$69,800	+\$11,550
eSpace 5400	5.0	10.8	\$82,760	+\$13,600

eSpace
over 20m²

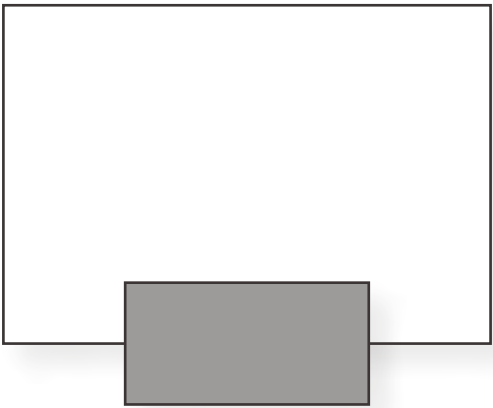
Hardwood decking
Skillion roofline
Orientation selection



With standard
3.6m deck



With standard
3.6m deck



With standard
3.6m deck

INCLUSIONS

- ⊗ Eco-hardwood cladding
- ⊗ Colorbond® roofing, gutters and downpipes
- ⊗ Roof insulation
- ⊗ Elevated pier floor
- ⊗ Hardwood deck
- ⊗ 10-year structural warranty

UPGRADES

- ⊕ Add/change windows
- ⊕ Add/change doors
- ⊕ Western Red Cedar cladding
- ⊕ Custom colours
- ⊕ Custom design elements
- ⊕ Custom sizes
- ⊕ Additional decking





eSpace Examples

IMAGE ABOVE
Custom C shape
Western Red Cedar

IMAGE LEFT
eSpace 1600
Eco-hardwood

IMAGE RIGHT
eSpace 2800
Eco-hardwood

Buildings are supplied ready for installation to lock-up stage. Painting, fixtures, and finishes, including the internal layout, arranged by the customer.





Personalisations

Exterior finishes

PERSONALISATIONS

Personalising your garden building is easy

The following pages outline our standard options and most popular upgrades.

The key design element in every build though, is you. No project is complete until we have understood and incorporated your lifestyle and aesthetic needs through a collaborative design process and flexible personalisation options.

So, if you have something else in mind, chat with one of our Design Solutioneers about custom options.

We love to source bespoke finishes to bring our customers' dreams to life.





Cladding options


Our selection of cladding options ensures that your exterior will be exceptionally durable and aesthetically pleasing.

STANDARD CLADDING



Eco-hardwood

UPGRADE CLADDING



Premium Western Red Cedar





MOST POPULAR


Description	Height (mm)	Width (mm)	Price
Sliding	1200	865	\$625
Sliding	300	1200	\$625
Mod double-hung	2025	600	\$875
Panorama sliding	2025	1200	\$875
Fixed centre awning	2025	865	\$1,350
More sizes available on request			

Windows


Our extensive range of aluminum options includes sliding, double-hung, fixed, and awning styles.

Here are some of our most popular choices, but custom options are also available. Discuss your vision with your Design Solutioneer to explore the possibilities.

ALUMINIUM FRAME FINISH




Black




White

GLAZING OPTIONS



Single



Double





Doors


Whether swinging or sliding, single or double, our aluminium doors are available in a range of styles.

Here are some of our most popular choices, but custom options are also available. Discuss your vision with your Design Solutioneer to explore the possibilities.


MOST POPULAR

Description	Price
Aluminium - single	\$2,270
Aluminium - double	\$3,390
Aluminium - double doors + sidelights	\$4,400
More sizes available on request	

ALUMINIUM FRAME FINISH




Black

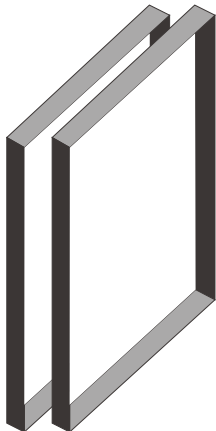


White

GLAZING OPTIONS



Single



Double

Price includes door jamb, keyed lock set and fitting




Roofing


Complete the look of your garden building with durable and beautiful Colorbond® roofing, gutters, downpipes, and flashings.

COLORBOND® COLOUR OPTIONS


More colours available on request




Woodland Grey



Surfmist

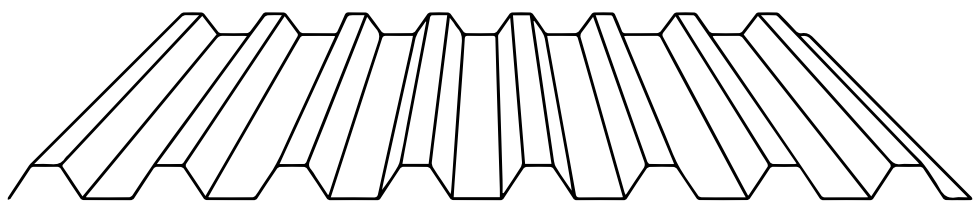


Monument



Nightsky

PROFILE





NEXT STEPS

Ready for the next step?

Select a convenient time, and we'll give you a quick 15-minute call to discuss your ideas and provide some initial information.

[CLICK TO BOOK A CALLBACK](#)

Prefer to chat right away?
We're always ready to answer your questions and offer guidance and advice.

[CLICK TO CALL US NOW](#)

FINANCE AVAILABLE



- Flexible, affordable, payment plans
- Get a free, no-obligation quote in minutes
- Up to \$100,000 per applicant
- No early repayment fees or exit fees

Buy now, Pay later
with a Handypay payment plan!

[CLICK TO GET PRE-APPROVED](#)

Getting a quote will not impact your credit score

The information provided should not be taken as financial product advice and has been prepared as general information only without consideration for your particular objectives, financial circumstances, or needs. Finance to approved applicants only. Lending criteria, fees, charges, and terms and conditions apply. Product issued by OurMoneyMarket Lending Pty Ltd ABN 64 605 231 669 trading as "Handypay" (Handypay) Australian Credit Licence 488228. Target Market Determinations can be found on our website. Handypay partners have no involvement in the loan approval process or ongoing loan administration.

Family owned
& operated
since 1976

Contact

Head office	36-37 Hallstrom Place, Wetherill Park, NSW 2164
Phone	1300 635 966
Email	sales@greenspan.group
Web	greenspanbuildings.com.au